



# ARCHETYPE LOUNGE + MODULAR // DESIGNED BY QDESIGN



## PRODUCT FEATURES:

- » Arm and armless lounge units available in modular configurations with corresponding tables.
- » Arms offered in 4<sup>1</sup>/<sub>2</sub>" and 8" arm widths and are positionable at seat ends or atop connecting tables.
- » Preconfigured models come standard with concealed linking connectors that pivot outward from underneath to connect units together with no tools or hardware required (each seat ships separately and will need to be linked).
- » Units feature low-profile black feet with adjustable glides as standard.
- » Optional pillow also available.
- » Maximum weight capacity is 350 lbs. per seat.
- » All dimensions are nominal.

## MODULAR TABLE FEATURES:

- » Tables available in walnut or white oak veneer and laminate, in all standard and custom finishes.
- » For custom wood finishes, please add one-time upcharge of \$440 List per color per order.
- » For custom laminates, add \$550 List per color per order. Pre-approval required, please contact client services.
- » Two-tone finishing (top/bottom and inset body) available at no upcharge.
- » To mix and match materials (e.g. veneer top/bottom with a laminate body), please specify accordingly and add upcharge of \$175 per unit.
- » For veneer tops/bottoms, wood edge finish will match corresponding top finish color, unless otherwise specified.
- » For laminate tops/bottoms, self edge is standard, unless otherwise specified (laminate applied to edge).
- » For additional finish combinations, contact client services.
- » Tables feature low-profile black feet with adjustable glides as standard.
- » All dimensions are nominal.

# ARCHETYPE LOUNGE + MODULAR // DESIGNED BY QDESIGN

## POWER UNITS:


- » Units available on side of arms and for armless models, on the side of the seat. Specify left or right, as seated.
- » Front of arm placement available on units with 8" arms only.
- » End tables, placement will be on front inset panel, right or left as seated.
- » Inline tables, placement will be centered on front inset panel as standard.
- » For custom placement, please contact client services and add \$100 upcharge per location.
- » Black, metallic silver or white finish with 108" electrical cord (no hardwire option available for this series).
- » UL listed.



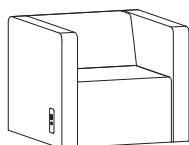
**PX1**  
5 1/4" W x 2 1/2" D  
One outlet, one USB-A and one USB-C charging port




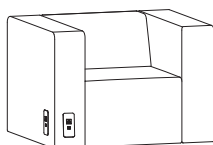
**PX2**  
6 5/8" W x 2 1/2" D  
Two outlets, one USB-A and one USB-C charging port



side of arm/seat placement is 4" both vertically and horizontally from the bottom of the frame



front arm placement is for 8" arm models only



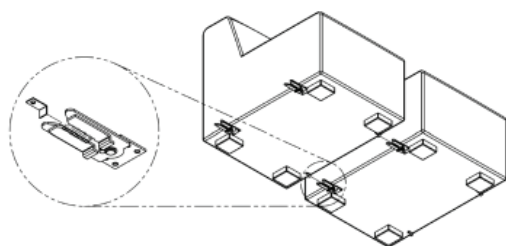
End Table



Inline Table

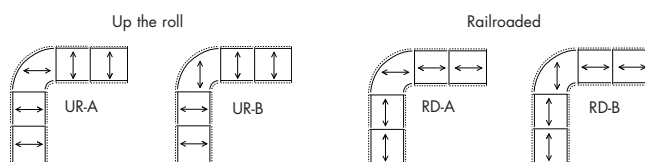
## MODULAR ARRANGEMENTS:

- » Optional ganging brackets connect two units together.
- » All connectors are concealed below the frame and require no tools or hardware to gang units together.
- » **Note: Please include layout drawings or sketch with order.**
- » Field assembly required.



## SPECIFICATIONS:

- » Upholstery direction must be specified on corner units when patterned fabrics are selected. In the absence of specific instructions, Arcadia reserves the right to upholster units at our discretion.



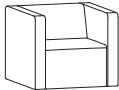
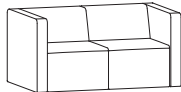
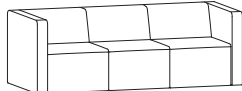
## ORDERING REQUIREMENTS:

- » Model number
- » Upholstery selection
- » Options, as applicable

# ARCHETYPE LOUNGE + MODULAR // DESIGNED BY QDESIGN

## ORDERING REQUIREMENTS:

- » Model number
- » Upholstery selection
- » Options, as applicable

MODEL NUMBER	PRODUCT SPECIFICATIONS	FABRIC GRADES										LEATHER	
		COM	A	1	2	COL 3	4	5	6	7	8	L1	L2
<b>4801-4LRA</b>	<b>Lounge Chair, 4<sup>1</sup>/<sub>2</sub>" Arms</b> W 33 D 33 <sup>3</sup> / <sub>4</sub> H 28 <sup>3</sup> / <sub>4</sub> Seat Height 16 <sup>3</sup> / <sub>4</sub> Inside Seat Width 24 Inside Seat Depth 22 <sup>1</sup> / <sub>2</sub> 5 <sup>3</sup> / <sub>4</sub> yds. 100 lbs. COL 120 sq. ft.	2476	2787	2942	3040	3201	3373	3534	3695	3845	4023	4771	5340
													
<b>4802-4LRA</b>	<b>Preconfigured Two-Seat Unit with 4<sup>1</sup>/<sub>2</sub>" Arms*</b> W 57 D 33 <sup>3</sup> / <sub>4</sub> H 28 <sup>3</sup> / <sub>4</sub> Seat Height 16 <sup>3</sup> / <sub>4</sub> Inside Seat Width 48 Inside Seat Depth 22 <sup>1</sup> / <sub>2</sub> 8 yds. 154 lbs. COL 165 sq. ft.	4295	4727	4943	5079	5303	5543	5767	5991	6199	6447	7487	8279
													
<b>4803-4LRA</b>	<b>Preconfigured Three-Seat Unit with 4<sup>1</sup>/<sub>2</sub>" Arms*</b> W 81 D 33 <sup>3</sup> / <sub>4</sub> H 28 <sup>3</sup> / <sub>4</sub> Seat Height 16 <sup>3</sup> / <sub>4</sub> Inside Seat Width 72 Inside Seat Depth 22 <sup>1</sup> / <sub>2</sub> 11 yds. 208 lbs. COL 220 sq. ft.	6114	6708	7005	7192	7500	7830	8138	8446	8732	9073	10503	11592
													
	*ganging assembly required												

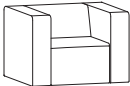

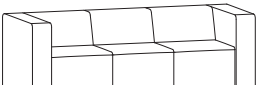
OPTIONS		
-NS04	Non-Skid Glides	23
-PX1-()	Power Matrix 1 (one power, one USB-A, one USB-C)	449
-PX2-()	Power Matrix 2 (dual power, one USB-A, one USB-C)	470

Note: for power matrix faceplate, please specify black (-B) or white (-W) finish.

# ARCHETYPE LOUNGE + MODULAR // DESIGNED BY QDESIGN

## ORDERING REQUIREMENTS:

- » Model number
- » Upholstery selection
- » Options, as applicable

MODEL NUMBER	PRODUCT SPECIFICATIONS	FABRIC GRADES										LEATHER	
		COM	A	1	2	COL 3	4	5	6	7	8	L1	L2
<b>4801-8LRA</b>	<b>Lounge Chair, 8" Arms</b> W 40 D 33 <sup>3</sup> / <sub>4</sub> H 28 <sup>3</sup> / <sub>4</sub> Seat Height 16 <sup>3</sup> / <sub>4</sub> Inside Seat Width 24 Inside Seat Depth 22 <sup>1</sup> / <sub>2</sub> 6 yds. 106 lbs. COL 130 sq. ft.	2554	2878	3040	3142	3310	3490	3658	3826	3982	4168	4948	5542
													
<b>4802-8LRA</b>	<b>Preconfigured Two-Seat Unit with 8" Arms*</b> W 64 D 33 <sup>3</sup> / <sub>4</sub> H 28 <sup>3</sup> / <sub>4</sub> Seat Height 16 <sup>3</sup> / <sub>4</sub> Inside Seat Width 48 Inside Seat Depth 22 <sup>1</sup> / <sub>2</sub> 10 yds. 160 lbs. COL 180 sq. ft.	4373	4913	5183	5353	5633	5933	6213	6493	6753	7063	8363	9353
													
<b>4803-8LRA</b>	<b>Preconfigured Three-Seat Unit with 8" Arms*</b> W 88 D 33 <sup>3</sup> / <sub>4</sub> H 28 <sup>3</sup> / <sub>4</sub> Seat Height 16 <sup>3</sup> / <sub>4</sub> Inside Seat Width 72 Inside Seat Depth 22 <sup>1</sup> / <sub>2</sub> 13 yds. 214 lbs. COL 235 sq. ft.	6192	6894	7245	7466	7830	8220	8584	8948	9286	9689	11379	12666
													
	*ganging assembly required												

## OPTIONS


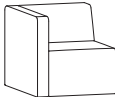
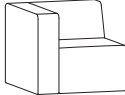
-NS04	Non-Skid Glides	23
-PX1-()	Power Matrix 1 (one power, one USB-A, one USB-C)	449
-PX2-()	Power Matrix 2 (dual power, one USB-A, one USB-C)	470

Note: for power matrix faceplate, please specify black (-B) or white (-W) finish.

# ARCHETYPE LOUNGE + MODULAR // DESIGNED BY QDESIGN

## ORDERING REQUIREMENTS:

- » Model number
- » Upholstery selection
- » Options, as applicable

MODEL NUMBER	PRODUCT SPECIFICATIONS	FABRIC GRADES										LEATHER	
		COM	A	1	2	COL 3	4	5	6	7	8	L1	L2
<b>4801</b>	<b>Single Lounge, Armless</b> W 24 D 33 <sup>3</sup> / <sub>4</sub> H 28 <sup>3</sup> / <sub>4</sub> Seat Height 16 <sup>3</sup> / <sub>4</sub> Inside Seat Width 24 Inside Seat Depth 22 <sup>1</sup> / <sub>2</sub> 3 yds. 54 lbs. COL 60 sq. ft.	1708	1870	1951	2002	2086	2176	2260	2344	2422	2515	2905	3202
													
<b>4801-4LA (ARM LEFT)</b> <b>4801-4RA (ARM RIGHT)</b>	<b>Lounge with 4<sup>1</sup>/<sub>2</sub>" Full End Arm, specify placement as seated</b> W 28 <sup>1</sup> / <sub>2</sub> D 33 <sup>3</sup> / <sub>4</sub> H 28 <sup>3</sup> / <sub>4</sub> Seat Height 16 <sup>3</sup> / <sub>4</sub> Inside Seat Width 24 Inside Seat Depth 22 <sup>1</sup> / <sub>2</sub> 4 <sup>1</sup> / <sub>4</sub> yds. 77 lbs. COL 80 sq. ft.	2092	2322	2437	2509	2628	2755	2874	2993	3104	3236	3788	4209
													
<b>4801-8LA (ARM LEFT)</b> <b>4801-8RA (ARM RIGHT)</b>	<b>Lounge with 8" Full End Arm, specify placement as seated</b> W 32 D 33 <sup>3</sup> / <sub>4</sub> H 28 <sup>3</sup> / <sub>4</sub> Seat Height 16 <sup>3</sup> / <sub>4</sub> Inside Seat Width 24 Inside Seat Depth 22 <sup>1</sup> / <sub>2</sub> 4 <sup>1</sup> / <sub>2</sub> yds. 80 lbs. COL 110 sq. ft.	2131	2374	2496	2572	2698	2833	2959	3085	3202	3342	3927	4372
													

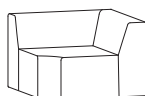
OPTIONS			
-NS04	Non-Skid Glides		23
GC10 (ordered separately)	Ganging Connector		111
-PX1-()	Power Matrix 1 (one power, one USB-A, one USB-C)		449
-PX2-()	Power Matrix 2 (dual power, one USB-A, one USB-C)		470

Note: for power matrix faceplate, please specify black (-B) or white (-W) finish.

# ARCHETYPE LOUNGE + MODULAR // DESIGNED BY QDESIGN

## ORDERING REQUIREMENTS:

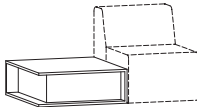
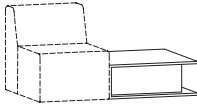
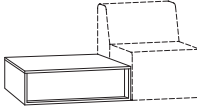
- » Model number
- » Upholstery selection
- » Options, as applicable

MODEL NUMBER	PRODUCT SPECIFICATIONS	FABRIC GRADES										LEATHER	
		COM	A	1	2	COL 3	4	5	6	7	8	L1	L2
4805	 <b>90-Degree Corner Unit</b> W 40 <sup>3</sup> / <sub>4</sub> D 40 <sup>3</sup> / <sub>4</sub> H 28 <sup>3</sup> / <sub>4</sub> Seat Height 16 <sup>3</sup> / <sub>4</sub> Inside Seat Width 29 <sup>1</sup> / <sub>2</sub> Inside Seat Depth 29 <sup>1</sup> / <sub>2</sub> 5 yds. 108 lbs. COL 100 sq. ft.												
		2477	2747	2882	2967	3107	3257	3397	3537	3667	3822	4472	4967
OPTIONS													
-NS04	Non-Skid Glides	23											
GC10 (ordered separately)	Ganging Connector	111											

# ARCHETYPE LOUNGE + MODULAR // DESIGNED BY QDESIGN

## ORDERING REQUIREMENTS:

- » Model number
- » Top/bottom material
- » Top/bottom finish
- » Inset panel material
- » Inset panel finish
- » Options, as applicable

MODEL NUMBER	PRODUCT SPECIFICATIONS	TABLE TOP FINISH	
		VENEER OR LAMINATE	WEIGHT
<b>4821-R</b> 	<b>End Table, Right as Seated</b> W 30 D 33 H 12	2576	42
<b>4821-L</b> 	<b>End Table, Left as Seated</b> W 30 D 33 H 12	2576	42
<b>4822</b> 	<b>In-Line Table</b> W 36 D 33 H 12	2911	49

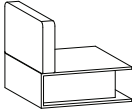
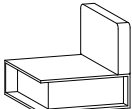
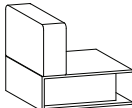
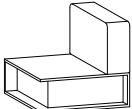
OPTIONS		
-MM01	Mixed Materials (veneer/laminate)	191
GC10 (ordered separately)	Ganging Connector	111
-PX1(-)	Power Matrix 1 (one power, one USB-A, one USB-C)	449
-PX2(-)	Power Matrix 2 (dual power, one USB-A, one USB-C)	470

Note: for power matrix faceplate, please specify black (-B) or white (-W) finish.

# ARCHETYPE LOUNGE + MODULAR // DESIGNED BY QDESIGN

## ORDERING REQUIREMENTS:

- » Model number
- » Arm upholstery selection
- » Table top/bottom material
- » Table top/bottom finish
- » Table inset panel material
- » Table inset panel finish
- » Options, as applicable

MODEL NUMBER	PRODUCT SPECIFICATIONS	FABRIC GRADES										LEATHER	
		COM	A	1	2	COL 3	4	5	6	7	8	L1	L2
<b>4821-L-4P (ARM LEFT)</b>	<b>End Table, 4<sup>1/2</sup>" Partial Arm, Left as seated</b> W 30 D 33 H 28 <sup>3/4</sup> 1 <sup>3/4</sup> yds. 57 lbs. COL 35 sq. ft.	2957	3052	3099	3129	3178	3230	3279	3328	3374	3428	3656	3829
													
<b>4821-R-4P (ARM RIGHT)</b>	<b>End Table, 4<sup>1/2</sup>" Partial Arm, Right as seated</b> W 30 D 33 H 28 <sup>3/4</sup> 1 <sup>3/4</sup> yds. 60 lbs. COL 40 sq. ft.	2957	3052	3099	3129	3178	3230	3279	3328	3374	3428	3656	3829
													
<b>4821-L-8P (ARM LEFT)</b>	<b>End Table, 8" Partial Arm, Left as seated</b> W 30 D 33 H 28 <sup>3/4</sup> 2 yds. 64 lbs. COL 35 sq. ft.	2992	3100	3154	3188	3244	3304	3360	3416	3468	3530	3790	3988
													
<b>4821-R-8P (ARM RIGHT)</b>	<b>End Table, 8" Partial Arm, Right as seated</b> W 30 D 33 H 28 <sup>3/4</sup> 2 yds. 67 lbs. COL 40 sq. ft.	2992	3100	3154	3188	3244	3304	3360	3416	3468	3530	3790	3988
													

## OPTIONS

-MM01	Mixed Materials (veneer/laminate)	191
GC10 (ordered separately)	Ganging Connector	111
-PX1(-)	Power Matrix 1 (one power, one USB-A, one USB-C)	449
-PX2(-)	Power Matrix 2 (dual power, one USB-A, one USB-C)	470

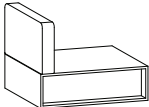
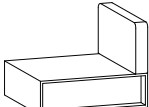
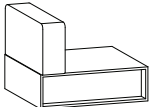
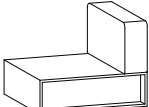
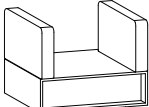
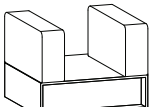
Note: for power matrix faceplate, please specify black (-B) or white (-W) finish.



# ARCHETYPE LOUNGE + MODULAR // DESIGNED BY QDESIGN

## ORDERING REQUIREMENTS:

- » Model number
- » Arm upholstery selection
- » Table top/bottom material
- » Table top/bottom finish
- » Table inset panel material
- » Table inset panel finish
- » Options, as applicable

MODEL NUMBER	PRODUCT SPECIFICATIONS	FABRIC GRADES										LEATHER	
		COM	A	1	2	COL 3	4	5	6	7	8	L1	L2
<b>4822-4LP (ARM LEFT)</b>	<b>Inline Table, 4 1/2" Partial Arm, Left as seated</b> W 30 D 33 H 28 3/4 1 3/4 yds. 64 lbs. COL 35 sq. ft.	3292	3387	3434	3464	3513	3565	3614	3663	3709	3763	3991	4164
													
<b>4822-4RP (ARM RIGHT)</b>	<b>Inline Table, 4 1/2" Partial Arm, Right as seated</b> W 30 D 33 H 28 3/4 1 3/4 yds. 64 lbs. COL 35 sq. ft.	3292	3387	3434	3464	3513	3565	3614	3663	3709	3763	3991	4164
													
<b>4822-8LP (ARM LEFT)</b>	<b>Inline Table, 8" Partial Arm, Left as seated</b> W 30 D 33 H 28 3/4 2 yds. 67 lbs. COL 40 sq. ft.	3327	3435	3489	3523	3579	3639	3695	3751	3803	3865	4125	4323
													
<b>4822-8RP (ARM RIGHT)</b>	<b>Inline Table, 8" Partial Arm, Right as seated</b> W 30 D 33 H 28 3/4 2 yds. 67 lbs. COL 40 sq. ft.	3327	3435	3489	3523	3579	3639	3695	3751	3803	3865	4125	4323
													
<b>4822-4LRP (ARM LEFT &amp; RIGHT)</b>	<b>Inline Table, 4 1/2" Partial Arms, Left and Right as seated</b> W 30 D 33 H 28 3/4 3 1/2 yds. 79 lbs. COL 35 sq. ft.	3673	3862	3957	4016	4114	4219	4317	4415	4506	4615	5070	5416
													
<b>4822-8LRP (ARM LEFT &amp; RIGHT)</b>	<b>Inline Table, 8" Partial Arms, Left and Right as seated</b> W 30 D 33 H 28 3/4 4 yds. 85 lbs. COL 40 sq. ft.	3743	3959	4067	4135	4247	4367	4479	4591	4695	4819	5339	5735
													

## OPTIONS

-MM01	Mixed Materials (veneer/laminate)	191
GC10 (ordered separately)	Ganging Connector	111
-PX1-()	Power Matrix 1 (one power, one USB-A, one USB-C)	449
-PX2-()	Power Matrix 2 (dual power, one USB-A, one USB-C)	470

Note: for power matrix faceplate, please specify black (-B) or white (-W) finish.

# ARCHETYPE LOUNGE + MODULAR // DESIGNED BY QDESIGN

ORDERING REQUIREMENTS:

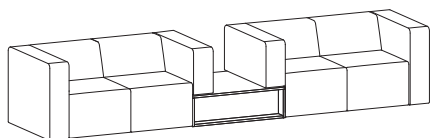
- » Model number
- » Upholstery selection

MODEL NUMBER	PRODUCT SPECIFICATIONS	FABRIC GRADES										LEATHER	
		COM	A	1	2	COL 3	4	5	6	7	8	L1	L2
48P	<b>Rectangular Pillow</b> W 21 1/2 D 2 H 12 1/2 yd. 1 lb.	186	213	227	235	249	264	278	292	305	321	386	435

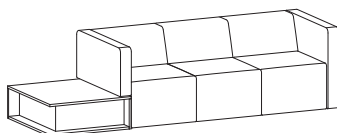


# ARCHETYPE LOUNGE + MODULAR // DESIGNED BY QDESIGN

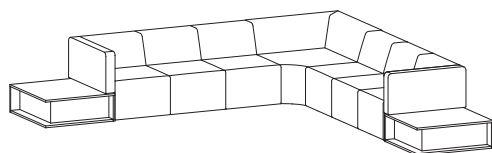
## CONFIGURATION EXAMPLES:



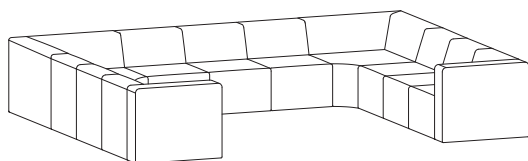
<u>Qty</u>	<u>Model #</u>	<u>Description</u>	<u>COM List</u>
1	4801-8RA	Lounge, 8" Single Right Arm (as seated)	\$2,131
2	4801	Single Lounge, Armless (\$1,708 each)	\$3,416
1	4822-8LRP	In-line Table, 8" Partial Arms (left, right)	\$3,743
<u>1</u>	<u>4801-8LA</u>	<u>Lounge, 8" Single Left Arm (as seated)</u>	<u>\$2,131</u>
5			\$11,421



<u>Qty</u>	<u>Model #</u>	<u>Description</u>	<u>COM List</u>
1	4821-R-4P	End Table, 4 <sup>1</sup> / <sub>2</sub> " Single Right Partial Arm (as seated)	\$2,957
2	4801	Single Lounge, Armless (\$1,708 each)	\$3,416
<u>1</u>	<u>4801-4LA</u>	<u>Lounge, 4<sup>1</sup>/<sub>2</sub>" Single Left Arm (as seated)</u>	<u>\$2,092</u>
4			\$8,465



<u>Qty</u>	<u>Model #</u>	<u>Description</u>	<u>COM List</u>
1	4821-R-4P	End Table, 4 <sup>1</sup> / <sub>2</sub> " Single Right Partial Arm (as seated)	\$2,957
6	4801	Single Lounge, Armless (\$1,708 each)	\$10,248
1	4805	90-Degree Corner Unit	\$2,477
<u>1</u>	<u>4821-L-4P</u>	<u>End Table, 4<sup>1</sup>/<sub>2</sub>" Single Left Partial Arm (as seated)</u>	<u>\$2,957</u>
9			\$18,639



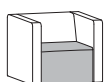
<u>Qty</u>	<u>Model #</u>	<u>Description</u>	<u>COM List</u>
1	4801-8RA	Lounge, 8" Single Right Arm (as seated)	\$2,131
7	4801	Single Lounge, Armless (\$1,708 each)	\$11,956
2	4805	90-Degree Corner Unit (\$2,477 each)	\$4,954
<u>1</u>	<u>4801-8LA</u>	<u>Lounge, 8" Single Left Arm (as seated)</u>	<u>\$2,131</u>
11			\$21,172

Note: Archetype ganging connectors not included in pricing examples as shown above.

# ARCHETYPE LOUNGE + MODULAR // DESIGNED BY QDESIGN

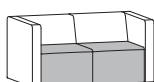
## UPHOLSTERY COMBINATIONS:

- » When combining two COM/COV/COL fabrics, or fabrics with the same grade, add \$105 List per unit.
- » When combining three COM/COV/COL fabrics, or fabrics with the same grade, add \$135 List per unit.
- » When combining different grades of fabric, price will be based on the highest grade specified.
- » Two-tone upholstery examples and yardage requirements for the most common combinations are listed below. Additional combinations available, please contact client services for yardage requirements and pricing.
- » Note: Yardage amounts are based on fabric which is plain (i.e. non-directional) and a full 54" wide.
- » Appropriate upholstery code must be included.



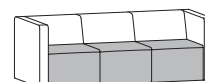
**Code AR1**

Model      COM Requirement  
4801-4LRA      Seat Cushion Only = 1<sup>1</sup>/<sub>2</sub> yds.  
Balance of Chair = 4<sup>1</sup>/<sub>2</sub> yds.



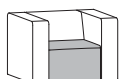
**Code AR2**

Model      COM Requirement  
4802-4LRA      Seat Cushion Only = 3 yds.  
Balance of Chair = 6 yds.



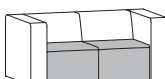
**Code AR3**

Model      COM Requirement  
4803-4LRA      Seat Cushion Only = 4 yds.  
Balance of Chair = 7<sup>1</sup>/<sub>2</sub> yds.



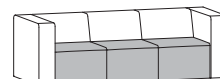
**Code AR4**

Model      COM Requirement  
4801-8LRA      Seat Cushion Only = 1<sup>1</sup>/<sub>2</sub> yds.  
Balance of Chair = 5<sup>1</sup>/<sub>4</sub> yds.



**Code AR5**

Model      COM Requirement  
4802-8LRA      Seat Cushion Only = 3 yds.  
Balance of Chair = 6<sup>1</sup>/<sub>4</sub> yds.



**Code AR6**

Model      COM Requirement  
4803-8LRA      Seat Cushion Only = 4 yds.  
Balance of Chair = 8 yds.



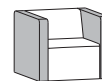
**Code AR7**

Model      COM Requirement  
4801      Seat Cushion Only = 1<sup>1</sup>/<sub>2</sub> yds.  
Balance of Chair = 1<sup>3</sup>/<sub>4</sub> yds.



**Code AR8**

Model      COM Requirement  
4805      Seat Cushion Only = 2 yds.  
Balance of Chair = 3<sup>1</sup>/<sub>2</sub> yds.



**Code AR9**

Model      COM Requirement  
4801-4LRA      Arms Only = 3<sup>1</sup>/<sub>2</sub> yds.  
Balance of Chair = 3 yds.



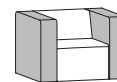
**Code AR10**

Model      COM Requirement  
4802-4LRA      Arms Only = 3<sup>1</sup>/<sub>2</sub> yds.  
Balance of Chair = 5<sup>1</sup>/<sub>2</sub> yds.



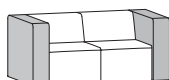
**Code AR11**

Model      COM Requirement  
4803-4LRA      Arms Only = 3<sup>1</sup>/<sub>2</sub> yds.  
Balance of Chair = 8 yds.



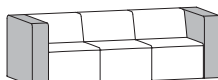
**Code AR12**

Models      COM Requirement  
4801-8LRA      Arms Only = 4<sup>1</sup>/<sub>2</sub> yds.  
Balance of Chair = 3 yds.



**Code AR13**

Model      COM Requirement  
4802-8LRA      Arms Only = 4<sup>1</sup>/<sub>2</sub> yds.  
Balance of Chair = 5<sup>1</sup>/<sub>2</sub> yds.



**Code AR14**

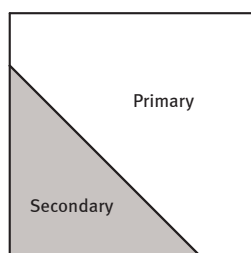
Model      COM Requirement  
4803-8LRA      Arms Only = 4<sup>1</sup>/<sub>2</sub> yds.  
Balance of Chair = 8 yds.

## ARCHETYPE OCCASIONAL TABLES // DESIGNED BY QDESIGN



### PRODUCT FEATURES/SPECIFICATIONS:

- » Square tables offered in 36" and 42" sizes.
- » Open interior for storage or accessory display.
- » Tables available in walnut or white oak veneer and laminate, in all standard and custom finishes.
- » For custom wood finishes, please add one-time upcharge of \$440 List per color per order.
- » For custom laminates, add \$550 List per color per order. Pre-approval required, please contact client services.
- » Tops available in single-tone and split finish options.
- » For split tops, two different finishes within the same material can be selected (cannot combine veneer with laminate). Specify as primary and secondary top panels together with inset body finish. Bottom of the table will match primary top finish as standard, unless otherwise specified.
- » For veneer tops/bottoms, wood edge finish will match corresponding top finish color, unless otherwise specified.
- » For laminate tops/bottoms, self edge is standard, unless otherwise specified (laminate applied to edge).
- » Inset body for both top selections (single-tone and split) can be specified with a different material (e.g. veneer top/bottom with a laminate body). Please specify accordingly and add upcharge of \$175 per unit.
- » For additional finish combinations, contact client services.
- » Tables feature low-profile black feet with adjustable glides as standard.
- » All dimensions are nominal.



**SPLIT TOP**

# ARCHETYPE OCCASIONAL TABLES // DESIGNED BY QDESIGN

## POWER UNITS:

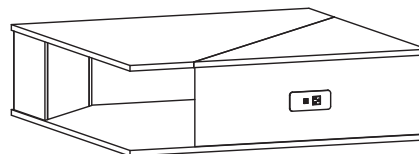
- » Unit will be centered vertically and horizontally on front inset as standard. For custom placement, please contact client services and add \$100 upcharge per location.
- » Black or white finish with 120" electrical cord (no hardwire option available for this series).
- » UL listed.



**PX1**  
5<sup>1</sup>/<sub>4</sub>" W x 2<sup>1</sup>/<sub>2</sub>" D  
One outlet, one USB-A and one USB-C charging port



**PX2**  
6<sup>5</sup>/<sub>8</sub>" W x 2<sup>1</sup>/<sub>2</sub>" D  
Two outlets, one USB-A and one USB-C charging port




## ORDERING REQUIREMENTS:

- » Model number
- » Top/bottom finish
- » Body finish
- » Options, as applicable

# ARCHETYPE OCCASIONAL TABLES // DESIGNED BY QDESIGN

## ORDERING REQUIREMENTS:

- » Model number
- » Top/bottom finish
- » Inset body finish
- » Options, as applicable

SINGLE-TONE TOP FINISH	MODEL NUMBER	VENEER OR LAMINATE	WEIGHT
<b>4830</b> 	<b>Square Table</b> 36" W x 36" D x 13" H 42" W x 42" D x 13" H	4830-363613 4830-424213	3490 3581  52 63


OPTIONS			
-MM	Mixed Materials (veneer/laminate)	191	
-NS04	Non-Skid Glides	23	
-PX1-()	Power Matrix 1 (one power, one USB-A, one USB-C)	449	
-PX2-()	Power Matrix (dual power, one USB-A, one USB-C)	470	

Note: for power matrix faceplate, please specify black (-B) or white (-W) finish.

# ARCHETYPE OCCASIONAL TABLES // DESIGNED BY QDESIGN

## ORDERING REQUIREMENTS:

- » Model number
- » Primary top/bottom finish
- » Secondary top finish
- » Inset body finish
- » Options, as applicable

SPLIT TOP FINISH	MODEL NUMBER	VENEER OR LAMINATE	WEIGHT
<b>4840</b> 	<b>Square Table</b> 36" W x 36" D x 13" H 42" W x 42" D x 13" H	4840-363613 4840-424213	4379 4470 52 63

OPTIONS		
-MM	Mixed Materials (veneer/laminate)	191
-NS04	Non-Skid Glides	23
-PX1-()	Power Matrix 1 (one power, one USB-A, one USB-C)	449
-PX2-()	Power Matrix (dual power, one USB-A, one USB-C)	470

Note: for power matrix faceplate, please specify black (-B) or white (-W) finish.



## DAVA LOUNGE // DESIGNED BY 5D STUDIO



### PRODUCT FEATURES:

- » Mid and high back models with wood base or metal swivel base.
- » Aluminum swivel base with auto-return feature as standard.
- » Optional contrasting stitch thread available in 12 colors. Please refer to listing on following page, add "-CS00" after model number and specify color.
- » Accompanying ottoman with aluminum swivel base.
- » Maximum weight capacity is 350 lbs. for lounge models and 300 lbs. for ottoman.
- » All dimensions are nominal.

### SPECIFICATIONS:

- » Metal swivel base available in all standard and premium finishes.
- » Wood base offered in all standard and custom finishes on ash.
- » For custom wood finishes, please add one-time upcharge of \$440 List per color per order.

### STANDARD METAL BASE FINISHES:

- » #06 Charcoal Grey
- » #90 Metallic Silver
- » #92 Polished Aluminum
- » #95 Satin Black

### PREMIUM METAL BASE FINISHES:

- » #07 Gold Shimmer
- » #08 Penny
- » #09 Brown Sugar
- » #83 Metallic Champagne
- » #94 Cotton
- » #140 Oasis
- » #141 Mint
- » #142 Mercury
- » #143 Canary
- » #150 Stone

### ORDERING REQUIREMENTS:

- » Model number
- » Base finish
- » Upholstery selection
- » Options, as applicable

# DAVA LOUNGE // DESIGNED BY 5D STUDIO

CONTRASTING THREAD COLORS:



White



Black



Omni Gray  
PMS Cool Gray 10 C



Pale Blue  
PMS 278 C



Navy  
PMS 534 C



Hunter  
PMS 560 C



Seaglass  
PMS 2234 C



String  
PMS 2310 C



Goldfinch  
PMS 122 C



Cardinal  
PMS 200 C



Tinsel  
PMS 7543 C






Citron  
PMS 2404 C

While the images and PMS colors above are close representations, please note that the actual thread color may vary slightly.

# DAVA LOUNGE // DESIGNED BY 5D STUDIO

## ORDERING REQUIREMENTS:

- » Model number
- » Base finish
- » Upholstery selection
- » Options, as applicable

MODEL NUMBER	PRODUCT SPECIFICATIONS	FABRIC GRADES										LEATHER	
		COM	A	1	2	COL 3	4	5	6	7	8	L1	L2
6751	 <b>Mid-Back Lounge Chair, Metal Swivel Base</b> W 31 <sup>1</sup> / <sub>4</sub> D 29 <sup>1</sup> / <sub>2</sub> H 35 <sup>3</sup> / <sub>4</sub> Seat Height 16 <sup>1</sup> / <sub>2</sub> Inside Seat Width 21 Inside Seat Depth 19 2 <sup>3</sup> / <sub>4</sub> yds. 48 lbs. COL 55 sq. ft.	2162	2311	2385	2432	2509	2591	2668	2745	2817	2902	3260	3532
6761	 <b>High Back Lounge Chair, Metal Swivel Base</b> W 31 <sup>1</sup> / <sub>4</sub> D 29 <sup>1</sup> / <sub>2</sub> H 42 <sup>1</sup> / <sub>2</sub> Seat Height 16 <sup>1</sup> / <sub>2</sub> Inside Seat Width 21 Inside Seat Depth 19 3 <sup>1</sup> / <sub>4</sub> yds. 55 lbs. COL 65 sq. ft.	2299	2475	2563	2618	2709	2806	2897	2988	3073	3174	3596	3918
6771	 <b>Ottoman, Metal Swivel Base</b> 22 <sup>3</sup> / <sub>4</sub> x D 22 <sup>3</sup> / <sub>4</sub> H 14 1 <sup>1</sup> / <sub>4</sub> yds. 34 lbs. COL 25 sq. ft.	1026	1094	1128	1149	1184	1221	1256	1291	1324	1363	1525	1649
OPTIONS													
-PF02	Premium Finish	96											
-NS04	Non-Skid Glides	23											

# DAVA LOUNGE // DESIGNED BY 5D STUDIO

## ORDERING REQUIREMENTS:

- » Model number
- » Base finish
- » Upholstery selection
- » Options, as applicable

MODEL NUMBER	PRODUCT SPECIFICATIONS	FABRIC GRADES										LEATHER	
		COM	A	1	2	COL 3	4	5	6	7	8	L1	L2
<b>6752</b>	<b>Mid-Back Lounge Chair, Wood Base</b> W 31 <sup>1</sup> / <sub>4</sub> D 29 <sup>1</sup> / <sub>2</sub> H 35 <sup>3</sup> / <sub>4</sub> Seat Height 16 Inside Seat Width 21 Inside Seat Depth 19 2 <sup>3</sup> / <sub>4</sub> yds. 41 lbs. COL 55 sq. ft.	2350	2499	2573	2620	2697	2779	2856	2933	3005	3090	3448	3720
<b>6762</b>	<b>High Back Lounge Chair, Wood Base</b> W 31 <sup>1</sup> / <sub>4</sub> D 29 <sup>1</sup> / <sub>2</sub> H 42 <sup>1</sup> / <sub>2</sub> Seat Height 16 Inside Seat Width 21 Inside Seat Depth 19 3 <sup>1</sup> / <sub>4</sub> yds. 48 lbs. COL 65 sq. ft.	2488	2664	2752	2807	2898	2995	3086	3177	3262	3363	3785	4107
OPTIONS													
-NS04	Non-Skid Glides	23											

# DAVA LOUNGE // DESIGNED BY 5D STUDIO

## UPHOLSTERY COMBINATIONS:

- » When combining two COM/COV/COL fabrics, or fabrics with the same grade, add \$105 List per unit.
- » When combining three COM/COV/COL fabrics, or fabrics with the same grade, add \$135 List per unit.
- » When combining different grades of fabric, price will be based on the highest grade specified.
- » Two-tone upholstery examples and yardage requirements for the most common combinations are listed below. Additional combinations available, please contact client services for yardage requirements and pricing.
- » Note: Yardage amounts are based on fabric which is plain (i.e. non-directional) and a full 54" wide.
- » Appropriate upholstery code must be included.



**Code** DV1

Models COM Requirement

6751 Seat Cushion Only = 1 yd.

6752 Balance of Chair = 2 yds.



**Code** DV2

Models COM Requirement

6761 Seat Cushion Only = 1 yd.

6762 Balance of Chair = 2 1/4 yds.



**Code** DV3

Models COM Requirement

6751 Inside Back/Seat Cushion = 1 1/2 yd.

6752 Balance of Chair = 1 3/4 yds.



**Code** DV4

Models COM Requirement

6761 Inside Back/Seat Cushion = 1 3/4 yds.

6762 Balance of Chair = 1 3/4 yds.



**Code** DO1

Models COM Requirement

6771 Top of Seat = 3/4 yd.

Side Panels = 3/4 yd.

# FLIRT® PRIVACY SCREENS // DESIGNED BY 5D STUDIO



## PRIVACY SCREENS PRODUCT FEATURES:

- » Fully upholstered, non-tackable surface.
- » Available in two widths with overall height of 68".
- » Die-cast aluminum legs, with locking casters or glides, available in standard and premium metal finishes.
- » Casters suitable for carpet or hard surface flooring.
- » Vinyl, polyurethane and leather upholstery not available.
- » Please refer to page 4 for two-tone upholstery examples (different fabrics for each side), yardage requirements and pricing.

## STANDARD METAL LEG FINISHES:

- » #06 Charcoal Grey
- » #90 Metallic Silver
- » #92 Polished Aluminum
- » #95 Satin Black

## PREMIUM METAL LEG FINISHES:

- |                          |                |
|--------------------------|----------------|
| » #07 Gold Shimmer       | » #140 Oasis   |
| » #08 Penny              | » #141 Mint    |
| » #09 Brown Sugar        | » #142 Mercury |
| » #83 Metallic Champagne | » #143 Canary  |
| » #94 Cotton             | » #150 Stone   |

# FLIRT® PRIVACY SCREENS // DESIGNED BY 5D STUDIO

ORDERING REQUIREMENTS:

- » Model number
- » Upholstery selection
- » Base finish
- » Options, as applicable

MODEL NUMBER	PRODUCT SPECIFICATIONS	FABRIC GRADES									
		COM	A	1	2	3	4	5	6	7	8
6997-3668-C	<b>36" Wide Screen, Mobile</b> Overall: W 36 D 25 <sup>3</sup> / <sub>4</sub> H 68 Screen: W 36 H 57 Panel Thickness 1" 3 <sup>3</sup> / <sub>4</sub> yds. 35 lbs.	1478	1681	1782	1846	1951	2063	2168	2273	2371	2487
6997-4268-C	<b>42" Wide Screen, Mobile</b> Overall: W 42 D 25 <sup>3</sup> / <sub>4</sub> H 68 Screen: W 42 H 57 Panel Thickness 1" 3 <sup>3</sup> / <sub>4</sub> yds. 41 lbs.	1478	1681	1782	1846	1951	2063	2168	2273	2371	2487
OPTIONS											
-PF02	Premium Base Finish	96									

FLIRT® PRIVACY SCREENS

//

DESIGNED BY 5D STUDIO

ORDERING REQUIREMENTS:

- » Model number
- » Upholstery selection
- » Metal base finish
- » Options, as applicable

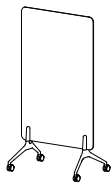
MODEL NUMBER	PRODUCT SPECIFICATIONS	FABRIC GRADES										
		COM	A	1	2	3	4	5	6	7	8	
6997-3668-F	<div>36" Wide Screen, Stationary</div> <div>W 36 D 18 H 68</div> <div>Panel Thickness 1"</div> <div>4<sup>1</sup>/<sub>4</sub> yds. 30 lbs.</div>	1533	1763	1878	1950	2069	2196	2315	2434	2545	2677	
6997-4268-F	<div>42" Wide Screen, Stationary</div> <div>W 42 D 18 H 68</div> <div>Panel Thickness 1"</div> <div>4<sup>1</sup>/<sub>4</sub> yds. 36 lbs.</div>	1533	1763	1878	1950	2069	2196	2315	2434	2545	2677	
OPTIONS												
-NS08	Non-Skid Glides	46										
-FG04	Felt Glides	23										
-PF02	Premium Base Finish	96										



# FLIRT® PRIVACY SCREENS // DESIGNED BY 5D STUDIO

UPHOLSTERY COMBINATIONS:

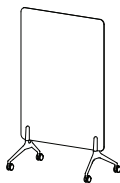
- » When combining two COM fabrics, or fabrics with the same grade, add \$105 List per unit.
- » When combining different grades of fabric, price will be based on the highest grade specified.
- » Two-tone upholstery examples and yardage requirements for the most common combinations are listed below. Additional combinations available, please contact client services for yardage requirements and pricing.
- » Note: Yardage amounts are based on fabric which is plain (i.e. non-directional) and a full 54" wide.
- » Appropriate upholstery code must be included.



**Code** FL8

Model  
6997-3668-C

COM Requirement  
Single Panel = 2 yds.



**Code** FL9

Model  
6997-4268-C


COM Requirement  
Single Panel = 2 yds.



**Code** FL10

Model  
6997-3668-F

COM Requirement  
Single Panel = 2<sup>1</sup>/<sub>4</sub> yds.



**Code** FL11

Model  
6997-4268-F

COM Requirement  
Single Panel = 2<sup>1</sup>/<sub>4</sub> yds.


## FLIRT® SINGLE-USER TABLE // DESIGNED BY 5D STUDIO



### TABLE TOP FEATURES/SPECIFICATIONS:

- » Single-user rectangular flip-up table.
- » Features an intuitive release mechanism for quick and easy set-up and storage.
- » Table top offered in maple, walnut and white oak veneer, as well as laminate selections.
- » All standard wood finishes, excluding #26 Ebony Maple, available on selected wood species.
- » For custom wood finishes, please add one-time upcharge of \$440 List per color per order.
- » Laminate tops available in all standard laminates, refer to Standard Finish Card.
- » For custom laminates, add \$550 List per color per order. Pre-approval required, please contact client services.
- » Unless specified, wood grain direction will run lengthwise on all tables.

### TABLE EDGE FEATURES:



Beveled (BV)

- » Edge is 1" thick and features radiused corners.
- » Edge finish will match veneer or standard wood grain laminate table top finish color, unless otherwise specified.
- » For standard solid color laminates, edge will be natural exposed plywood with a clear coat finish, as standard.

### BASE FEATURES/SPECIFICATIONS:

- » Die-cast aluminum legs available in standard and premium metal finishes.
- » Mobile version standard with 4 locking chrome casters that are suitable for carpet and hard-surface floors.
- » Glides presented in chrome finish and are non-adjustable.
- » Non-skid glides available for hard-surface floors.
- » Legs are positioned 3" from table edge.

## FLIRT® SINGLE-USER TABLE // DESIGNED BY 5D STUDIO

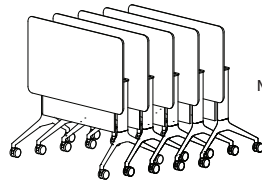
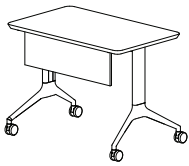
### STANDARD METAL LEG FINISHES:

- » #06 Charcoal Grey
- » #90 Metallic Silver
- » #92 Polished Aluminum
- » #95 Satin Black

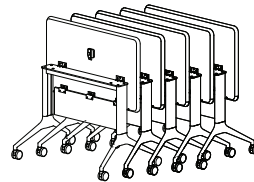
### PREMIUM METAL LEG FINISHES:

- » #07 Gold Shimmer
- » #08 Penny
- » #09 Brown Sugar
- » #83 Metallic Champagne
- » #94 Cotton
- » #140 Oasis
- » #141 Mint
- » #142 Mercury
- » #143 Canary
- » #150 Stone

### MODESTY PANEL PRODUCT FEATURES:



Nested front view



Nested rear view

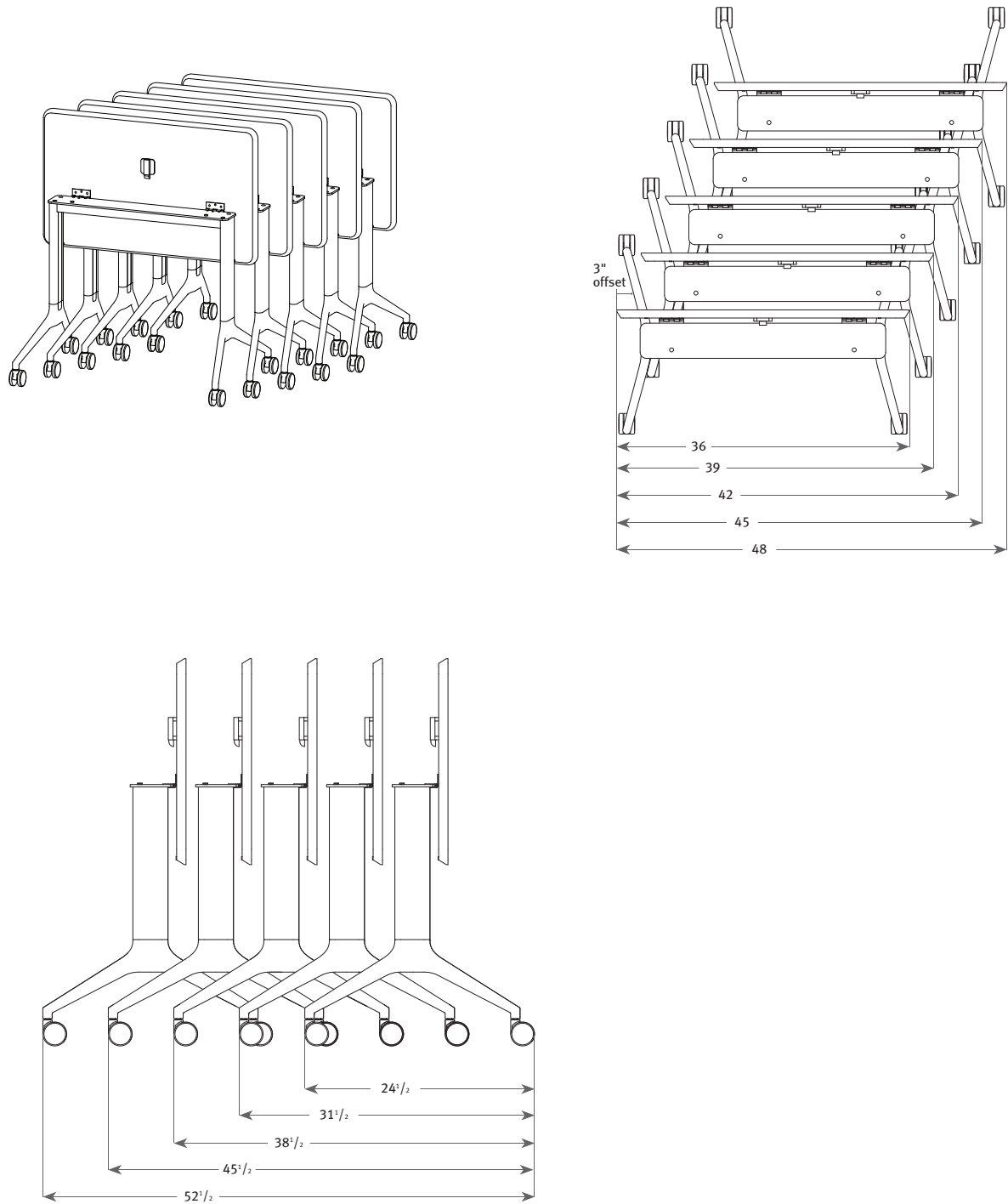
- » Overall dimensions: 27<sup>1</sup>/<sub>4</sub>" L x 8" H x 1<sup>1</sup>/<sub>2</sub>" thick.
- » Offered in maple, walnut and white oak, in all standard and custom wood finishes, as well as laminate selections.
- » Panels specified with veneer or standard wood grain laminate, edge finish will match, unless otherwise specified.
- » Panels specified with standard solid color laminates, edge finish will be natural exposed plywood with a clear coat finish, as standard.
- » Finish is applied to both sides of modesty panel.
- » Panels flip downward when applied to flip-up tables to maintain nesting capability.
- » Bottom of the panel from the floor dimension is 18<sup>1</sup>/<sub>4</sub>".
- » In-field installation required.

### ORDERING REQUIREMENTS:

- » Model number
- » Wood species
- » Wood finish
- » Metal leg finish
- » Options, as applicable

# FLIRT® SINGLE-USER TABLE // DESIGNED BY 5D STUDIO


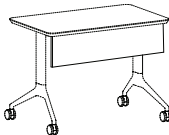
TABLE NESTING DIMENSIONS:



# FLIRT® SINGLE-USER TABLE // DESIGNED BY 5D STUDIO

## ORDERING REQUIREMENTS:

- » Model number
- » Wood species
- » Wood finish
- » Leg finish
- » Options, as applicable

MODEL NUMBER	PRODUCT SPECIFICATIONS	TABLE TOP FINISH	
		VENEER	LAMINATE
<b>FP1-223629</b> 	<b>Single-User Table</b> 22" W x 36" L x 29" H 40 lbs.	1994	1822
<b>MP22</b> 	<b>Modesty Panel</b> 27 1/4" L x 8" H 4 lbs.	501	501

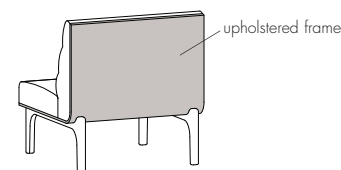
OPTIONS		
-GD00	Glides	n/c
-NS04	Non-Skid Glides	23
-PF06	Premium Leg Finish	264

# ISO WORK LOUNGE // DESIGNED BY QDESIGN



## GENERAL PRODUCT FEATURES:

- » Single and two-seat models available with and without privacy panels.
- » Features upholstered frame that wraps behind the back and below the seat continuously.
- » Back cushion standard with channel stitching detail.
- » Die-cast aluminum base measures 10<sup>3</sup>/<sub>4</sub>" in height from the bottom of the upholstered frame and features adjustable glides.
- » Mobile version comes standard with four locking casters.
- » Refer to page 6 for power unit options and mounting locations.
- » In-field base assembly required for all seating models.
- » Maximum weight capacity: 350 lbs. for single seat and 500 lbs. for two-seat units.
- » Please note that Canadian shipments are unable to be shipped blanket-wrapped and a 20% cartoning surcharge will always apply.
- » All dimensions are nominal.



## CUBBY PRODUCT FEATURES:

- » Multi-functional cubby features open shelf for storage.
- » Overall dimensions: 11<sup>3</sup>/<sub>4</sub>" W x 28" D x 13<sup>1</sup>/<sub>4</sub>" H
- » Storage area dimensions: 11 W" x 17<sup>1</sup>/<sub>4</sub>" D x 7<sup>3</sup>/<sub>4</sub>" H
- » Cubby surface finish options include walnut or white oak veneer as well as laminate selections.
- » Comes standard with Power Node unit, which features one 15 amp simplex outlet and two usb charging ports.
- » Power Node is 3<sup>3</sup>/<sub>8</sub>" in diameter, with satin nickel finish, white outlets and 72" electrical cord as standard. White finish with white outlets also available, please specify.



## ROTATING TABLET FEATURES:



Tablet Shape



Veneer/Laminate Top - Edge Profile

- » Available on models with cubbies.
- » Tablet size is 19<sup>1</sup>/<sub>4</sub>" W x 12 D x 3<sup>3</sup>/<sub>4</sub>" thick.
- » Mounts to cubby top surface and features 180-degree turning radius.
- » Surface finish options include walnut or white oak veneer as well as laminate selections.
- » Exposed plywood edge. Refer to Terms and Conditions for edge finish details.

# ISO WORK LOUNGE // DESIGNED BY QDESIGN

---

## UPHOLSTERED PRIVACY PANELS:

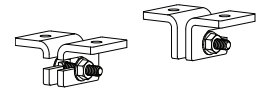
- » Panels are ordered separately from seating units.
- » 1" thick double-sided panel measures 52<sup>3</sup>/<sub>4</sub>" from the floor.
- » Upholstered panels can be specified in fabric, vinyl or polyurethane materials.
- » Side panel must attach to a back panel (cannot be used independently).
- » Extension panel must attach to side panels (cannot be used independently).
- » All panels connect to each other with silver metal connectors.
- » **Panels ship separately and require field-installation.**
- » Panels can be retrofit to previously ordered seating units, please contact client services for additional information.

## MODULAR CONFIGURATIONS:

- » Multiple seating combinations with shared panels available. **Sketch or layout drawing required.**
- » Includes applicable ganging connectors to achieve desired configuration.

## GANGING CONNECTOR FOR LINEAR CONFIGURATIONS (INDIVIDUAL UNITS WITHOUT SHARED PANELS):

- » For individual seating units and units with panels (not shared), optional ganging bracket available for more permanent connections in a linear arrangement.
- » Ordered separately, the set comes with a pair of left and right brackets to connect two units together.



## SPECIFICATIONS:

- » Cubby and articulating tablet available in all standard and custom wood finishes on walnut and white oak.
- » For custom wood finishes to cubby and/or tablet, please add one-time upcharge of \$440 List per color per order.
- » For standard laminates, refer to Standard Finish Card.
- » For custom laminates, add \$550 List per color per order. Pre-approval required, please contact client services.
- » Metal base available in standard and premium finishes.

## STANDARD METAL BASE FINISHES:

- » #06 Charcoal Grey
- » #90 Metallic Silver
- » #92 Polished Aluminum
- » #95 Satin Black

## PREMIUM METAL BASE FINISHES:

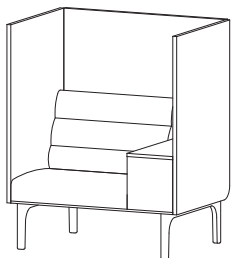
- |                          |                |
|--------------------------|----------------|
| » #07 Gold Shimmer       | » #140 Oasis   |
| » #08 Penny              | » #141 Mint    |
| » #09 Brown Sugar        | » #142 Mercury |
| » #83 Metallic Champagne | » #143 Canary  |
| » #94 Cotton             | » #150 Stone   |

## ORDERING REQUIREMENTS:

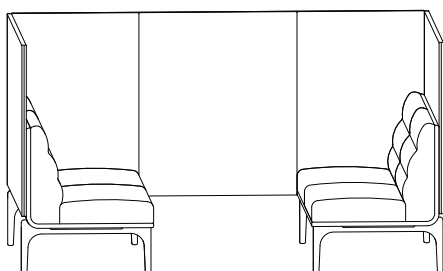
- » Model number
- » Cubby finish, as applicable
- » Metal base finish
- » Upholstery selection
- » Options, as applicable

# ISO WORK LOUNGE // DESIGNED BY QDESIGN

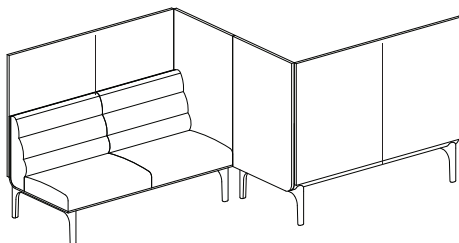
## ORDERING EXAMPLES:



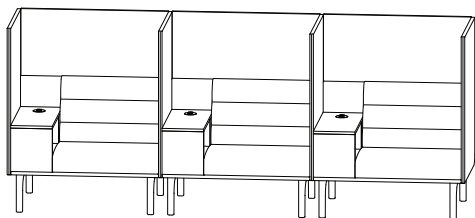
Qty	Model #	Description	COM List
1	6610-L	Single Seat, Cubby Left	\$2,810
1	66-B-1C	Back Panel, Single Seat with Cubby	\$664
1	66-R	Side Panel, Right	\$433
1	66-L	Side Panel, Left	<u>\$433</u>
			\$4,340



Qty	Model #	Description	COM List
2	6620	Two-Seat (\$3,294 each)	\$6,588
2	66-B-2	Back Panel, Two-Seat (\$913 each)	\$1,826
1	66-L	Side Panel, Left	\$433
1	66-R	Side Panel, Right	\$433
1	66-E	Extension Panel	<u>\$834</u>
			\$10,114



Qty	Model #	Description	COM List
2	6620	Two-Seat (\$3,294 each)	\$6,588
2	66-B-2	Back Panel, Two-Seat (\$913 each)	\$1,826
2	66-L	Side Panel, Left (\$433 each)	<u>\$866</u>
			\$9,280






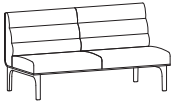
Qty	Model #	Description	COM List
3	6610-R	Single Seat, Cubby Right (\$2,810 each)	\$8,430
3	66-B-1C	Back Panel, Single Seat with Cubby (\$664 each)	\$1,992
3	66-R	Side Panel, Right (\$433 each)	\$1,299
1	66-L	Side Panel, Left	<u>\$433</u>
			\$12,154



# ISO WORK LOUNGE // DESIGNED BY QDESIGN

## ORDERING REQUIREMENTS:

- » Model number
- » Metal base finish
- » Cubby finish as applicable
- » Upholstery selection
- » Options, as applicable

MODEL NUMBER	PRODUCT SPECIFICATIONS	FABRIC GRADES										LEATHER	
		COM	A	1	2	COL 3	4	5	6	7	8	L1	L2
<b>6610</b>	<b>Single Seat</b> W 30 D 30 H 34 <sup>1</sup> / <sub>2</sub> Seat Height 17 <sup>1</sup> / <sub>2</sub> Seat Width 30 Seat Depth 20 <sup>3</sup> / <sub>4</sub> 4 yds. 72 lbs. COL 80 sq. ft.	2146	2362	2470	2538	2650	2770	2882	2994	3098	3222	3742	4138
													
<b>6610-L</b>	<b>Single Seat with Cubby, Left as seated</b> W 41 <sup>3</sup> / <sub>4</sub> D 30 H 34 <sup>1</sup> / <sub>2</sub> Seat Height 17 <sup>1</sup> / <sub>2</sub> Seat Width 30 Seat Depth 20 <sup>3</sup> / <sub>4</sub> 4 <sup>1</sup> / <sub>2</sub> yds. 105 lbs. COL 90 sq. ft.	2810	3053	3175	3251	3377	3512	3638	3764	3881	4021	4606	5051
													
<b>6610-R</b>	<b>Single Seat with Cubby, Right as seated</b> W 41 <sup>3</sup> / <sub>4</sub> D 30 H 34 <sup>1</sup> / <sub>2</sub> Seat Height 17 <sup>1</sup> / <sub>2</sub> Seat Width 30 Seat Depth 20 <sup>3</sup> / <sub>4</sub> 4 <sup>1</sup> / <sub>2</sub> yds. 105 lbs. COL 90 sq. ft.	2810	3053	3175	3251	3377	3512	3638	3764	3881	4021	4606	5051
													
<b>6620</b>	<b>Two-Seat</b> W 60 D 30 H 34 <sup>1</sup> / <sub>2</sub> Seat Height 17 <sup>1</sup> / <sub>2</sub> Seat Width 60 Seat Depth 20 <sup>3</sup> / <sub>4</sub> 7 yds. 132 lbs. COL 140 sq. ft.	3294	3672	3861	3980	4176	4386	4582	4778	4960	5177	6087	6780
													


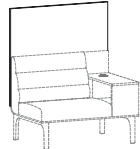
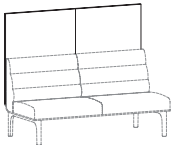
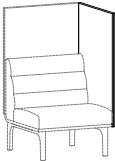
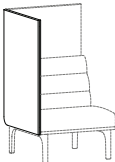

OPTIONS		
-TA01	Rotating Tablet	713
-PF03	Premium Finish	132
-C03	Castors	184
GC09 (ordered separately)	Ganging Connector	109

# ISO WORK LOUNGE // DESIGNED BY QDESIGN

## ORDERING REQUIREMENTS:

- » Model number
- » Upholstery selection

**Note: For multiple seating combinations, or when using shared panels, please provide drawing or sketch with order.**



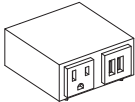
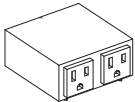
MODEL NUMBER	PRODUCT SPECIFICATIONS	FABRIC GRADES									
		COM	A	1	2	3	4	5	6	7	8
<b>66-B-1</b> 	<b>Back Panel, Single Seat</b> W 30 D 1 H 39 <sup>1</sup> / <sub>4</sub> 3 yds. 19 lbs.	568	730	811	862	946	1036	1120	1204	1282	1375
<b>66-B-1C</b> 	<b>Back Panel, Single Seat with Cubby</b> W 41 <sup>3</sup> / <sub>4</sub> D 1 H 39 <sup>1</sup> / <sub>4</sub> 3 yds. 23 lbs.	664	826	907	958	1042	1132	1216	1300	1378	1471
<b>66-B-2</b> 	<b>Back Panel, Two-Seat</b> W 60 D 1 H 39 <sup>1</sup> / <sub>4</sub> 6 yds. 30 lbs.	913	1237	1399	1501	1669	1849	2017	2185	2341	2527
<b>66-L</b> 	<b>Side Panel, Left as seated (must attach to a back panel)</b> W 29 D 1 H 42 3 yds. 18 lbs.	433	595	676	727	811	901	985	1069	1147	1240
<b>66-R</b> 	<b>Side Panel, Right as seated (must attach to a back panel)</b> W 29 D 1 H 42 3 yds. 18 lbs.	433	595	676	727	811	901	985	1069	1147	1240
<b>66-E</b> 	<b>Extension Panel (must attach with a back or side panel)</b> W 36 D 1 H 42 3 yds. 21 lbs.	834	996	1077	1128	1212	1302	1386	1470	1548	1641

# ISO WORK LOUNGE // DESIGNED BY QDESIGN

## ORDERING REQUIREMENTS:

- » Power unit model number should follow applicable seating model number.

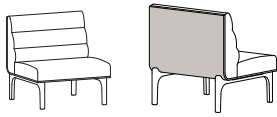
**Note: No hardwire option available for this series.**

MODEL NUMBER	PRODUCT SPECIFICATIONS	LIST
<b>USB1-B (BLACK FINISH)</b> 	<b>USB Charging Dock 1</b> <ul style="list-style-type: none"> <li>» Available on all models and is mounted below seats</li> <li>» Dimensions: 1" W x 1<sup>1</sup>/<sub>4</sub>" D x 3<sup>3</sup>/<sub>4</sub>" H</li> <li>» Black finish</li> <li>» 5V DC 2.1A (10.5 watts) USB charging port with blue LED back lighting</li> <li>» 96" electrical cord (only length available)</li> <li>» UL listed</li> <li>» Unit is positioned 6" from left or right edge as well as centered, please specify location (left, center or right, as seated)</li> </ul>	117
<b>USB2-B (BLACK FINISH)</b> <b>USB2-W (WHITE FINISH)</b> 	<b>USB Charging Dock 2</b> <ul style="list-style-type: none"> <li>» Available on all models and is mounted below seats</li> <li>» Dimensions: 2<sup>1</sup>/<sub>2</sub>" W x 1<sup>1</sup>/<sub>2</sub>" D x 3<sup>3</sup>/<sub>4</sub>" H</li> <li>» Black or white finish</li> <li>» Dual 5V DC 2.1A (10.5 watts) USB charging port with blue LED back lighting</li> <li>» 96" electrical cord (only length available)</li> <li>» UL listed</li> <li>» Unit is positioned 6" from left or right edge as well as centered, please specify location (left, center or right, as seated)</li> </ul>	146
<b>MT1-B (BLACK FINISH)</b> <b>MT1-W (WHITE FINISH)</b> 	<b>Mini-Tap 1</b> <ul style="list-style-type: none"> <li>» Available on all models and is mounted below seats</li> <li>» Dimensions: 3" W x 3" D x 1<sup>3</sup>/<sub>4</sub>" H</li> <li>» Black or white finish</li> <li>» One (1) simplex outlet and two (2) USB charging ports</li> <li>» 72" electrical cord (only length available)</li> <li>» UL listed</li> <li>» Unit is positioned 6" from left or right edge as well as centered, please specify location (left, center or right, as seated)</li> </ul>	348
<b>MT2-B (BLACK FINISH)</b> <b>MT2-W (WHITE FINISH)</b> 	<b>Mini-Tap 2</b> <ul style="list-style-type: none"> <li>» Available on all models and is mounted below seats</li> <li>» Dimensions: 3" W x 3" D x 1<sup>3</sup>/<sub>4</sub>" H</li> <li>» Black or white finish</li> <li>» Two (2) simplex outlets</li> <li>» 72" electrical cord (only length available)</li> <li>» Unit is positioned 6" from left or right edge as well as centered, please specify location (left, center or right, as seated)</li> </ul>	320

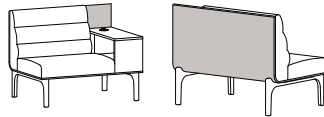
# ISO WORK LOUNGE // DESIGNED BY QDESIGN

## UPHOLSTERY COMBINATIONS:


- » When combining two COM/COV/COL fabrics, or fabrics with the same grade, add \$105 List per unit.
- » When combining three COM/COV/COL fabrics, or fabrics with the same grade, add \$135 List per unit.
- » When combining different grades of fabric, price will be based on the highest grade specified.
- » Two-tone upholstery examples and yardage requirements for the most common combinations are listed below. Additional combinations available, please contact client services yardage requirements and pricing.
- » Note: Yardage amounts are based on fabric which is plain (i.e. non-directional) and a full 54" wide.
- » Appropriate upholstery code must be included.



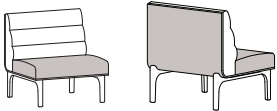
**Code** IS1  
**Model** 6610  
**COM Requirement**  
Upholstered Frame Only =  $1\frac{3}{4}$  yds.  
Balance of Unit =  $2\frac{1}{4}$  yds.



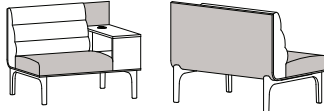
**Code** IS2  
**Model** 6610-L  
**COM Requirement**  
Upholstered Frame Only =  $2\frac{1}{4}$  yds.  
Balance of Unit =  $2\frac{1}{4}$  yds.




**Code** IS3  
**Model** 6620  
**COM Requirement**  
Upholstered Frame Only = 3 yds.  
Balance of Unit =  $4\frac{1}{2}$  yds.



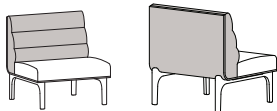
**Code** IS4  
**Model** 6610  
**COM Requirement**  
Upholstered Frame &  
Seat Cushion =  $2\frac{3}{4}$  yds.  
Balance of Unit =  $1\frac{1}{4}$  yds.



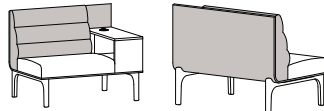
**Code** IS5  
**Model** 6610-L  
**COM Requirement**  
Upholstered Frame &  
Seat Cushion =  $3\frac{1}{4}$  yds.  
Balance of Unit =  $1\frac{1}{4}$  yds.




**Code** IS6  
**Model** 6620  
**COM Requirement**  
Upholstered Frame &  
Seat Cushion =  $5\frac{1}{4}$  yds.  
Balance of Unit =  $2\frac{1}{4}$  yds.



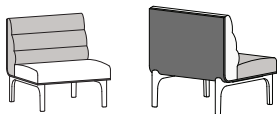
**Code** IS7  
**Model** 6610  
**COM Requirement**  
Upholstered Frame &  
Back Cushion = 3 yds.  
Balance of Unit = 1 yd.



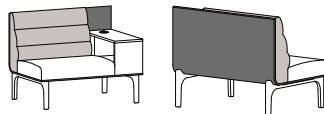
**Code** IS8  
**Model** 6610-L  
**COM Requirement**  
Upholstered Frame &  
Back Cushion =  $3\frac{1}{2}$  yds.  
Balance of Unit = 1 yd.




**Code** IS9  
**Model** 6620  
**COM Requirement**  
Upholstered Frame &  
Back Cushion = 5 yds.  
Balance of Unit =  $2\frac{1}{4}$  yds.



**Code** IS10  
**Model** 6610  
**COM Requirement**  
Upholstered Frame =  $1\frac{3}{4}$  yds.  
Back Cushion =  $1\frac{1}{4}$  yds.  
Seat Cushion = 1 yd.



**Code** IS11  
**Model** 6610-L  
**COM Requirement**  
Upholstered Frame =  $2\frac{1}{4}$  yds.  
Back Cushion =  $1\frac{1}{4}$  yds.  
Seat Cushion = 1 yd.



**Code** IS12  
**Model** 6620  
**COM Requirement**  
Upholstered Frame =  $2\frac{3}{4}$  yds.  
Back Cushion =  $2\frac{1}{4}$  yds.  
Seat Cushion =  $2\frac{1}{4}$  yds.

## ODETTE LOUNGE // DESIGNED BY GOWER + WOOLF



### PRODUCT FEATURES:

- » Mid and high back models available with wire rod and swivel base options.
- » 4-prong swivel base manufactured in aluminum, with auto-return as standard.
- » Wire rod base manufactured in  $\frac{1}{2}$ " diameter steel and comes standard with glides.
- » Wire rod and swivel bases available in standard and premium finish selections. See below for options.
- » Maximum weight capacity is 350 lbs.
- » All dimensions are nominal.

### STANDARD METAL BASE FINISHES:

- » #06 Charcoal Grey
- » #90 Metallic Silver
- » #91 Chrome (wire rod base only)
- » #92 Polished Aluminum (swivel base only)
- » #95 Satin Black

### PREMIUM METAL BASE FINISHES:

- » #07 Gold Shimmer
- » #08 Penny
- » #09 Brown Sugar
- » #83 Metallic Champagne
- » #94 Cotton
- » #140 Oasis
- » #141 Mint
- » #142 Mercury
- » #143 Canary
- » #150 Stone





### ORDERING REQUIREMENTS:

- » Model number
- » Metal base finish
- » Upholstery selection
- » Options, as applicable

# ODETTE LOUNGE // DESIGNED BY GOWER + WOOLF

## ORDERING REQUIREMENTS:

- » Model number
- » Metal base finish
- » Upholstery selection
- » Options, as applicable

MODEL NUMBER	PRODUCT SPECIFICATIONS	FABRIC GRADES										LEATHER	
		COM	A	1	2	COL 3	4	5	6	7	8	L1	L2
<b>5851</b>	<b>Mid-Back Lounge Chair</b> <b>Wire Rod Base</b> W 33 <sup>1</sup> / <sub>2</sub> D 30 <sup>1</sup> / <sub>2</sub> H 28 <sup>1</sup> / <sub>4</sub> Seat Height 16 <sup>1</sup> / <sub>2</sub> Inside Seat Width 23 Inside Seat Depth 19 Arm Height 20 2 <sup>3</sup> / <sub>4</sub> yds. 36 lbs.	2373	2522	2596	2643	2720	2802	2879	2956	3028	3113	3471	3743
													
<b>5852</b>	<b>Mid-Back Lounge Chair</b> <b>Swivel Base</b> W 33 <sup>1</sup> / <sub>2</sub> D 30 <sup>1</sup> / <sub>2</sub> H 28 <sup>1</sup> / <sub>4</sub> Seat Height 16 <sup>1</sup> / <sub>2</sub> Inside Seat Width 23 Inside Seat Depth 19 Arm Height 20 2 <sup>3</sup> / <sub>4</sub> yds. 39 lbs.	2496	2645	2719	2766	2843	2925	3002	3079	3151	3236	3594	3866
													
<b>5861</b>	<b>High Back Lounge Chair</b> <b>Wire Rod Base</b> W 33 <sup>1</sup> / <sub>4</sub> D 32 <sup>1</sup> / <sub>2</sub> H 36 Seat Height 16 <sup>1</sup> / <sub>2</sub> Inside Seat Width 23 Inside Seat Depth 20 Arm Height 20 <sup>1</sup> / <sub>2</sub> 3 yds. 41 lbs.	2595	2757	2838	2889	2973	3063	3147	3231	3309	3402	3792	4089
													
<b>5862</b>	<b>High Back Lounge Chair</b> <b>Swivel Base</b> W 33 <sup>1</sup> / <sub>4</sub> D 32 <sup>1</sup> / <sub>2</sub> H 36 Seat Height 16 <sup>1</sup> / <sub>2</sub> Inside Seat Width 23 Inside Seat Depth 20 Arm Height 20 <sup>1</sup> / <sub>2</sub> 3 yds. 44 lbs.	2718	2880	2961	3012	3096	3186	3270	3354	3432	3525	3915	4212
													
OPTIONS													
-NS04	Non-Skid Glides	23											
-PF02	Premium Finish	96											

ODETTE LOUNGE

//

DESIGNED BY GOWER + WOOLF

UPHOLSTERY COMBINATIONS:

- » When combining two COM/COV/COL fabrics, or fabrics with the same grade, add \$105 List per unit.
- » When combining different grades of fabric, price will be based on the highest grade specified.
- » Two-tone upholstery examples and yardage requirements for the most common combinations are listed below. Additional combinations available, please contact client services for yardage requirements and pricing.
- » Note: Yardage amounts are based on fabric which is plain (i.e. non-directional) and a full 54" wide.
- » Appropriate upholstery code must be included.



Code	OD1
<u>Models</u>	<u>COM Requirement</u>
5851	Seat Cushion = 1 yd.
5852	Balance of Chair = 2 <sup>1</sup> / <sub>2</sub> yds.



Code	OD2
<u>Models</u>	<u>COM Requirement</u>
5861	Seat Cushion = 1 yd.
5862	Balance of Chair = 2 <sup>3</sup> / <sub>4</sub> yds.



## THEME GUEST // DESIGNED BY CHRIS & JON PANICHELLA

---



### PRODUCT FEATURES:

- » Two back options: fully upholstered and wood shell with upholstered back cushion.
- » Seat features suspension support for optimum comfort.
- » Maximum weight capacity is 300 lbs.
- » All dimensions are nominal.

### SPECIFICATIONS:

- » Available in beech and walnut, in all standard and custom wood finishes.
- » For custom wood finishes, please add one-time upcharge of \$440 List per color per order.

### ORDERING REQUIREMENTS:



- » Model number
- » Wood species
- » Wood finish
- » Upholstery selection



# THEME GUEST // DESIGNED BY CHRIS & JON PANICHELLA

## ORDERING REQUIREMENTS:

- » Model number
- » Wood species
- » Wood finish
- » Upholstery selection

MODEL NUMBER	PRODUCT SPECIFICATIONS					FABRIC GRADES								LEATHER	
	WOOD SPECIES	COM	A	1	2	COL 3	4	5	6	7	8	L1	L2		
1410		<b>Guest Chair, Wood Back with Upholstered Cushion</b> W 20 <sup>1</sup> / <sub>4</sub> D 22 H 31 <sup>1</sup> / <sub>2</sub> Seat Height 18 Inside Seat Width 19 <sup>1</sup> / <sub>2</sub> Inside Seat Depth 18 1 yd. 22 lbs. COL 20 sq. ft.													
		Beech	1183	1237	1264	1281	1309	1339	1367	1395	1421	1452	1582	1681	
		Walnut	1640	1694	1721	1738	1766	1796	1824	1852	1878	1909	2039	2138	
1411		<b>Guest Chair, Fully Upholstered</b> W 20 <sup>1</sup> / <sub>4</sub> D 22 <sup>1</sup> / <sub>4</sub> H 31 <sup>1</sup> / <sub>2</sub> Seat Height 18 Inside Seat Width 19 <sup>1</sup> / <sub>2</sub> Inside Seat Depth 18 1 <sup>1</sup> / <sub>2</sub> yds. 21 lbs. COL 30 sq. ft.													
		Beech	1102	1183	1224	1249	1291	1336	1378	1420	1459	1506	1701	1849	
		Walnut	1559	1640	1681	1706	1748	1793	1835	1877	1916	1963	2158	2306	
OPTIONS															
-NS04		Non-Skid Glides					23								

## THEME STOOLS // DESIGNED BY CHRIS & JON PANICHELLA



### PRODUCT FEATURES:

- » Two back options: fully upholstered and wood shell with upholstered back cushion.
- » Available in counter and bar heights.
- » Footrest is positioned 7<sup>1</sup>/<sub>2</sub>" from the floor for 25" counter height stools and 12<sup>1</sup>/<sub>2</sub>" from the floor for 30" bar height stools.
- » Maximum weight capacity is 250 lbs.
- » All dimensions are nominal.

### SPECIFICATIONS:

- » Available in beech and walnut, in all standard and custom wood finishes.
- » For custom wood finishes, please add one-time upcharge of \$440 List per color per order.
- » Metal footrest available in chrome only.



### ORDERING REQUIREMENTS:

- » Model number
- » Wood species
- » Wood finish
- » Upholstery selection

# THEME STOOLS // DESIGNED BY CHRIS & JON PANICHELLA

## ORDERING REQUIREMENTS:



- » Model number
- » Wood species
- » Wood finish
- » Upholstery selection

MODEL NUMBER	PRODUCT SPECIFICATIONS					FABRIC GRADES								LEATHER				
	WOOD SPECIES	COM	A	1	2	COL 3	4	5	6	7	8	L1	L2					
1450-25 	<b>25" Counter Height Stool Wood Back with Upholstered Cushion</b> W 21 D 20 <sup>1</sup> / <sub>2</sub> H 39 Seat Height 25 Seat Width 18 Seat Depth 16 1 yd. 24 lbs. COL 20 sq. ft.					Beech	1331	1385	1412	1429	1457	1487	1515	1543	1569	1600	1730	1829
	Walnut	1904	1958	1985	2002	2030	2060	2088	2116	2142	2173	2303	2402					
1451-25 	<b>25" Counter Height Stool Fully Upholstered</b> W 21 D 20 <sup>3</sup> / <sub>4</sub> H 39 Seat Height 25 Seat Width 18 Seat Depth 16 1 <sup>1</sup> / <sub>2</sub> yds. 23 lbs. COL 30 sq. ft.					Beech	1259	1340	1381	1406	1448	1493	1535	1577	1616	1663	1858	2006
	Walnut	1832	1913	1954	1979	2021	2066	2108	2150	2189	2236	2431	2579					

# THEME STOOLS // DESIGNED BY CHRIS & JON PANICHELLA

## ORDERING REQUIREMENTS:

- » Model number
- » Wood species
- » Wood finish
- » Upholstery selection

MODEL NUMBER	PRODUCT SPECIFICATIONS					FABRIC GRADES								LEATHER				
	WOOD SPECIES	COM	A	1	2	COL 3	4	5	6	7	8	L1	L2					
1450-30 	<b>30" Bar Height Stool Wood Back with Upholstered Cushion</b> W 21 D 20 <sup>3</sup> / <sub>4</sub> H 44 Seat Height 30 Seat Width 18 Seat Depth 16 1 yd. 26 lbs. COL 20 sq. ft.					Beech	1371	1425	1452	1469	1497	1527	1555	1583	1609	1640	1770	1869
	Walnut	1944	1998	2025	2042	2070	2100	2128	2156	2182	2213	2343	2442					
1451-30 	<b>30" Bar Height Stool Fully Upholstered</b> W 21 D 21 H 44 Seat Height 30 Seat Width 18 Seat Depth 16 1 <sup>1</sup> / <sub>2</sub> yds. 25 lbs. COL 30 sq. ft.					Beech	1289	1370	1411	1436	1478	1523	1565	1607	1646	1693	1888	2036
	Walnut	1862	1943	1984	2009	2051	2096	2138	2180	2219	2266	2461	2609					

# TOOaPICNIC // LICENSED FROM TOOtheZOO




## GENERAL PRODUCT FEATURES:

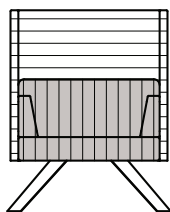
- » 2-seat bench booths, 2-seat lounge booths and single lounge models available in addition to 60" and 72" benches.
- » 2-seat bench booths offered with or without backrests.
- » 2-seat lounge booths and single lounge models available with low or high back panels.
- » 2-seat lounge booths: back and arm cushions are loose as standard and may be interchanged to facilitate alternate directional seating.
- » Attached back and arm cushion option also available; please specify and refer to individual pages for pricing.
- » Single lounge models: back and arm cushions are attached as standard.
- » Legs offered in solid ash.
- » Maximum weight capacity is 350 lbs. per seat for 2-seat models, 350 lbs. for single lounge models and 700 lbs. for 60" W and 72" W benches.
- » Refer to pages 6-7 for power unit options and mounting locations.
- » Please note that Canadian shipments are unable to be shipped blanket-wrapped and a 20% cartoning surcharge will always apply.
- » All dimensions are nominal.

## FABRIC APPLICATION:

- » **With the exception of 60" and 72" benches, upholstery will always be railroaded when a single fabric is specified for the entire unit. When combining two or more fabrics, panel upholstery will be railroaded and balance of upholstery will be up-the-roll.**



single fabric application



multi-tone fabric application

## INTEGRATED TABLE FEATURES:

- » Standard on all 2-seat models.
- » Table size is 25<sup>1</sup>/<sub>2</sub>" W x 22<sup>1</sup>/<sub>2</sub>" D x 1<sup>1</sup>/<sub>4</sub>" thick.
- » Surface finish options include ash veneer as well as laminate selections.
- » For veneer tops, wood edge finish will match top finish color, unless otherwise specified.
- » For laminate tops, self edge is standard, unless otherwise specified (laminate applied to edge).

# TOOaPICNIC // LICENSED FROM TOOtheZOO

---

## SPECIFICATIONS:

- » All standard and custom wood finishes available on ash.
- » For custom wood finishes, please add one-time upcharge of \$440 List per color per order.
- » For standard laminates, refer to Standard Finish Card.
- » For custom laminates, add \$550 List per color per order. Pre-approval required, please contact client services.

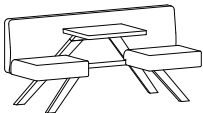
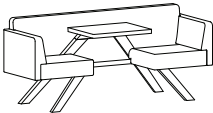
## ORDERING REQUIREMENTS:

- » Model number
- » Upholstery selection
- » Leg finish
- » Table finish, as applicable
- » Options, as applicable

# TOOaPICNIC // LICENSED FROM TOOtheZOO

## ORDERING REQUIREMENTS:

- » Model number
- » Upholstery selection
- » Leg finish
- » Table finish
- » Options, as applicable

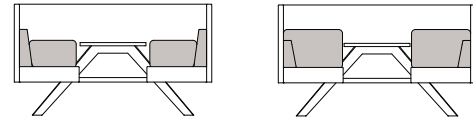
MODEL NUMBER	PRODUCT SPECIFICATIONS	FABRIC GRADES									
		COM	A	1	2	3	4	5	6	7	8
8550	 <b>Two-Seat Bench Booth</b> W 73 D 26 <sup>1</sup> / <sub>2</sub> H 33 <sup>3</sup> / <sub>4</sub> Seat Height 18 Seat Width 23 <sup>1</sup> / <sub>4</sub> Seat Depth 22 6 yds. 140 lbs.	5956	6280	6442	6544	6712	6892	7060	7228	7384	7570
8555	 <b>Two-Seat Bench Booth with Backrest</b> W 77 <sup>3</sup> / <sub>4</sub> D 26 <sup>1</sup> / <sub>2</sub> H 33 <sup>3</sup> / <sub>4</sub> Seat Height 18 Inside Seat Width 20 <sup>3</sup> / <sub>4</sub> Inside Seat Depth 22 7 yds. 155 lbs.	6230	6608	6797	6916	7112	7322	7518	7714	7896	8113
OPTIONS											
-NS06	Non-Skid Glides	35									



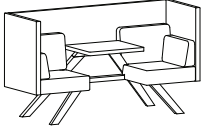

# TOOaPICNIC // LICENSED FROM TOOtheZOO

## ORDERING REQUIREMENTS:

- » Model number
- » Upholstery selection
- » Leg finish
- » Table finish
- » Options, as applicable



2-seater lounge booths: back and arm cushions are loose as standard and may be interchanged to facilitate alternate directional seating.



MODEL NUMBER	PRODUCT SPECIFICATIONS	FABRIC GRADES									
		COM	A	1	2	3	4	5	6	7	8
<b>8520-L</b> 	<b>Two-Seat Lounge Booth, Low Panels</b> W 77 D 27 <sup>1</sup> / <sub>2</sub> H 42 <sup>1</sup> / <sub>2</sub> Seat Height 18 Inside Seat Width 19 <sup>1</sup> / <sub>2</sub> Inside Seat Depth 20 12 yds. 185 lbs.	6658	7306	7630	7834	8170	8530	8866	9202	9514	9886
<b>8520-H</b> 	<b>Two-Seat Lounge Booth, High Panels</b> W 77 D 27 <sup>1</sup> / <sub>2</sub> H 50 <sup>1</sup> / <sub>2</sub> Seat Height 18 Inside Seat Width 19 <sup>1</sup> / <sub>2</sub> Inside Seat Depth 20 14 yds. 199 lbs.	7212	7968	8346	8584	8976	9396	9788	10180	10544	10978
OPTIONS											
-NS06	Non-Skid Glides	35									
-ATC01	Back and Arm Cushion Attachment Clips	33									



# TOOaPICNIC // LICENSED FROM TOOtheZOO

## ORDERING REQUIREMENTS:

- » Model number
- » Upholstery selection
- » Leg finish
- » Options, as applicable

MODEL NUMBER	PRODUCT SPECIFICATIONS	FABRIC GRADES									
		COM	A	1	2	3	4	5	6	7	8
<b>8510-L</b> 	<b>Single Lounge, Low Panels</b> W 40 D 26 <sup>1</sup> / <sub>2</sub> H 42 <sup>1</sup> / <sub>2</sub> Seat Height 18 Inside Seat Width 24 <sup>1</sup> / <sub>2</sub> Inside Seat Depth 19 <sup>1</sup> / <sub>2</sub> 10 yds. 90 lbs.	2808	3348	3618	3788	4068	4368	4648	4928	5188	5498
<b>8510-H</b> 	<b>Single Lounge, High Panels</b> W 40 D 26 <sup>1</sup> / <sub>2</sub> H 50 <sup>1</sup> / <sub>2</sub> Seat Height 18 Inside Seat Width 24 <sup>1</sup> / <sub>2</sub> Inside Seat Depth 19 <sup>1</sup> / <sub>2</sub> 12 yds. 103 lbs.	3178	3826	4150	4354	4690	5050	5386	5722	6034	6406
OPTIONS											
-NS06	Non-Skid Glides	35									

TOOaPICNIC // LICENSED FROM TOOtheZOO

ORDERING REQUIREMENTS:

- » Model number
- » Upholstery selection
- » Leg finish
- » Options, as applicable


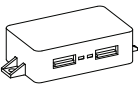
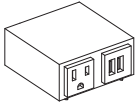
MODEL NUMBER	PRODUCT SPECIFICATIONS	FABRIC GRADES									
		COM	A	1	2	3	4	5	6	7	8
8560	<b>60" W Bench</b> W 60 D 23 <sup>1</sup> / <sub>2</sub> H 17 <sup>1</sup> / <sub>2</sub> 2 <sup>3</sup> / <sub>4</sub> yds. 59 lbs.	1830	1979	2053	2100	2177	2259	2336	2413	2485	2570
8572	<b>72" W Bench</b> W 72 D 23 <sup>1</sup> / <sub>2</sub> H 17 <sup>1</sup> / <sub>2</sub> 3 <sup>1</sup> / <sub>4</sub> yds. 70 lbs.	2232	2408	2496	2551	2642	2739	2830	2921	3006	3107
OPTIONS											
-NS06	Non-Skid Glides	35									

# TOOaPICNIC // LICENSED FROM TOOtheZOO

## ORDERING REQUIREMENTS:

- » Power unit model number should follow applicable seating model number.

**Note: No hardwire option available for these series**

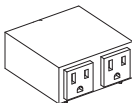
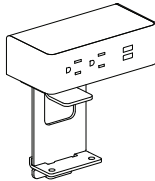
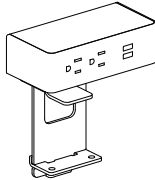
MODEL NUMBER	PRODUCT SPECIFICATIONS	LIST
<b>USB1-B (BLACK FINISH)</b> 	<b>USB Charging Dock 1</b> <ul style="list-style-type: none"> <li>» Available on all single lounge, 60" W bench and 72" W bench models and is mounted below seats</li> <li>» Dimensions: 1" W x 1 1/4" D x 3/4" H</li> <li>» Black finish</li> <li>» 5V DC 2.1A (10.5 watts) USB charging port with blue LED back lighting</li> <li>» 96" electrical cord (only length available)</li> <li>» UL listed</li> <li>» Single lounge models: unit is positioned 4" from right edge as seated.</li> <li>» Benches: affixed to side or front of seating unit. For side placement, unit will be centered. For front placement, please specify left, center or right, as seated.</li> </ul>	117
<b>USB2-B (BLACK FINISH)</b> <b>USB2-W (WHITE FINISH)</b> 	<b>USB Charging Dock 2</b> <ul style="list-style-type: none"> <li>» Available on all single lounge, 60" W bench and 72" W bench models and is mounted below seats</li> <li>» Dimensions: 2 1/2" W x 1 1/2" D x 3/4" H</li> <li>» Black or white finish</li> <li>» Dual 5V DC 2.1A (10.5 watts) USB charging port with blue LED back lighting</li> <li>» 96" electrical cord (only length available)</li> <li>» UL listed</li> <li>» Single lounge models: unit is positioned 4" from right edge as seated.</li> <li>» Benches: affixed to side or front of seating unit. For side placement, unit will be centered. For front placement, please specify left, center or right, as seated.</li> </ul>	146
<b>MT1-B (BLACK FINISH)</b> <b>MT1-W (WHITE FINISH)</b> 	<b>Mini-Tap 1</b> <ul style="list-style-type: none"> <li>» Available on all single lounge, 60" W bench and 72" W bench models and is mounted below seats</li> <li>» Dimensions: 3" W x 3" D x 1 3/4" H</li> <li>» Black or white finish</li> <li>» One (1) simplex outlet and two (2) USB charging ports</li> <li>» 72" electrical cord (only length available)</li> <li>» UL listed</li> <li>» Single lounge models: unit is positioned 4" from right edge as seated.</li> <li>» Benches: affixed to side or front of seating unit. For side placement, unit will be centered. For front placement, please specify left, center or right, as seated.</li> </ul>	348

# TOOaPICNIC // LICENSED FROM TOOtheZOO

## ORDERING REQUIREMENTS:

- » Power unit model number should follow applicable seating model number.

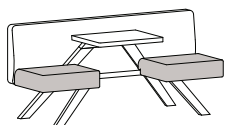
**Note: No hardwire option available for these series**

MODEL NUMBER	PRODUCT SPECIFICATIONS	LIST
<b>MT2-B (BLACK FINISH)</b> <b>MT2-W (WHITE FINISH)</b> 	<b>Mini-Tap 2</b> <ul style="list-style-type: none"> <li>» Available on all single lounge, 60" W bench and 72" W bench models and is mounted below seats</li> <li>» Dimensions: 3" W x 3" D x 1<sup>3</sup>/<sub>4</sub>" H</li> <li>» Black or white finish</li> <li>» Two (2) simplex outlets</li> <li>» 72" electrical cord (only length available)</li> <li>» UL listed</li> <li>» Single lounge models: unit is positioned 4" from right edge as seated.</li> <li>» Benches: affixed to side or front of seating unit. For side placement, unit will be centered. For front placement, please specify left, center or right, as seated.</li> </ul>	320
<b>PSM-72</b> 	<b>Surface Power Module 1</b> <ul style="list-style-type: none"> <li>» Available on two-seat bench and lounge booths and clamps onto rear center of table</li> <li>» Dimensions: 5" W x 3" D x 1<sup>3</sup>/<sub>4</sub>" H</li> <li>» White finish</li> <li>» Unit features two simplex outlets and dual USB charging ports</li> <li>» 72" electrical cord</li> <li>» UL listed</li> </ul>	348
<b>PSM-120</b> 	<b>Surface Power Module 2</b> <ul style="list-style-type: none"> <li>» Available on two-seat bench and lounge booths and clamps onto rear center of table</li> <li>» Dimensions: 5" W x 3" D x 1<sup>3</sup>/<sub>4</sub>" H</li> <li>» White finish</li> <li>» Unit features two simplex outlets and dual USB charging ports</li> <li>» 120" electrical cord</li> <li>» UL listed</li> </ul>	348

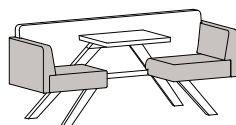
# TOOaPICNIC // LICENSED FROM TOOtheZOO

## UPHOLSTERY COMBINATIONS:

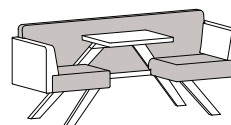
- » **Panel upholstery will always be railroaded.**
- » When combining two COM/COV fabrics, or fabrics with the same grade, add \$105 List per unit.
- » When combining three COM/COV fabrics, or fabrics with the same grade, add \$135 List per unit.
- » When combining different grades of fabric, price will be based on the highest grade specified.
- » Two-tone upholstery examples and yardage requirements for the most common combinations are listed below. Additional combinations available, please contact client services yardage requirements and pricing.
- » Note: Yardage amounts are based on fabric which is plain (i.e. non-directional) and a full 54" wide.
- » Appropriate upholstery code must be included.




**Code** TP1  
**Model** 8550  
**COM Requirement**  
Seats =  $2\frac{3}{4}$  yds.  
Back Panel =  $3\frac{1}{4}$  yds.



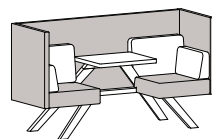
**Code** TP2  
**Model** 8555  
**COM Requirement**  
Seats & Backrests =  $4\frac{1}{2}$  yds.  
Back Panel =  $3\frac{1}{4}$  yds.



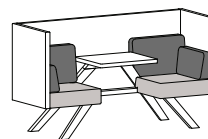
**Code** TP3  
**Model** 8555  
**COM Requirement**  
Seats & Back Panel = 6 yds.  
Backrests =  $2\frac{1}{4}$  yds.




**Code** TP4  
**Model** 8520-L  
**COM Requirement**  
Seats/Back and Arm  
Cushions =  $5\frac{3}{4}$  yds.  
Panels =  $8\frac{1}{4}$  yds.




**Code** TP5  
**Model** 8520-L  
**COM Requirement**  
Seats & Panels =  $10\frac{1}{4}$  yds.  
Back and Arm Cushions =  $3\frac{1}{4}$  yds.




**Code** TP6  
**Model** 8520-L  
**COM Requirement**  
Seats =  $2\frac{3}{4}$  yds.  
Back and Arm Cushions =  $3\frac{1}{4}$  yds.  
Panels =  $8\frac{1}{4}$  yds.



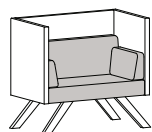
**Code** TP7  
**Model** 8520-H  
**COM Requirement**  
Seats/Back and Arm  
Cushions =  $5\frac{3}{4}$  yds.  
Panels =  $8\frac{1}{4}$  yds.



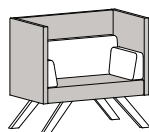
**Code** TP8  
**Model** 8520-H  
**COM Requirement**  
Seats & Panels =  $12\frac{1}{4}$  yds.  
Back and Arm Cushions =  $3\frac{1}{4}$  yds.



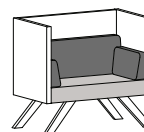
**Code** TP9  
**Model** 8520-H  
**COM Requirement**  
Seats =  $2\frac{3}{4}$  yds.  
Back and Arm Cushions =  $3\frac{1}{4}$  yds.  
Panels =  $8\frac{1}{4}$  yds.



**Code** TP10  
**Model** 8510-L  
**COM Requirement**  
Seat/Back and Arm  
Cushions =  $4\frac{1}{4}$  yds.  
Panels =  $6\frac{1}{4}$  yds.



**Code** TP11  
**Model** 8510-L  
**COM Requirement**  
Seat & Panels =  $8\frac{3}{4}$  yds.  
Back and Arm Cushions =  $2\frac{1}{2}$  yds.




**Code** TP12  
**Model** 8510-L  
**COM Requirement**  
Seats =  $2\frac{1}{4}$  yds.  
Back and Arm Cushions =  $3\frac{1}{4}$  yds.  
Panels =  $6\frac{1}{4}$  yds.

# TOOaPICNIC // LICENSED FROM TOOtheZOO


## UPHOLSTERY COMBINATIONS:

- » **Panel upholstery will always be railroaded.**
- » When combining two COM/COV fabrics, or fabrics with the same grade, add \$105 List per unit.
- » When combining three COM/COV fabrics, or fabrics with the same grade, add \$135 List per unit.
- » When combining different grades of fabric, price will be based on the highest grade specified.
- » Two-tone upholstery examples and yardage requirements for the most common combinations are listed below. Additional combinations available, please contact client services yardage requirements and pricing.
- » Note: Yardage amounts are based on fabric which is plain (i.e. non-directional) and a full 54" wide.
- » Appropriate upholstery code must be included.




### Code TP13

Model      COM Requirement  
8510-H      Seat/Back and Arm  
                 Cushions =  $4\frac{1}{4}$  yds.  
                 Panels =  $6\frac{1}{2}$  yds.



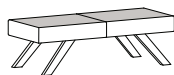
### Code TP14

Model      COM Requirement  
8510-H      Seat & Panels =  $8\frac{3}{4}$  yds.  
                 Back and Arm Cushions =  $3\frac{1}{4}$  yds.



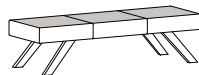
### Code TP15

Model      COM Requirement  
8510-H      Seat =  $2\frac{1}{4}$  yds.  
                 Back and Arm Cushions =  $3\frac{1}{4}$  yds.  
                 Panels =  $6\frac{1}{2}$  yds.



### Code TP16

Model      COM Requirement  
8560      Top of Seat =  $1\frac{3}{4}$  yds.  
                 Balance of Bench =  $1\frac{1}{4}$  yds.



### Code TP17

Model      COM Requirement  
8572      Top of Seat = 2 yds.  
                 Balance of Bench =  $1\frac{1}{2}$  yds.

# TOOtheLOUNGE // LICENSED FROM TOOtheZOO



## GENERAL PRODUCT FEATURES:

- » Offered in 36", 41", 60" and 72" widths, with 49" H upholstered back panel.
- » Table and cubby with integrated storage and power unit available on 36" and 41" wide models.
- » Two-seat booth model also offered and features table and two power units on cubby as standard.
- » 4<sup>1</sup>/<sub>4</sub>" H plinth base offered fully upholstered or in white oak veneer and laminate selections.
- » Non-skid adjustable glides featured underneath plinth as standard.
- » Refer to page 12 for power unit options and mounting locations.
- » Field-assembly required for all seating models with tables.
- » Maximum weight capacity is 350 lbs. per seat.
- » Please note that Canadian shipments are unable to be shipped blanket-wrapped and a 20% cartoning surcharge will always apply.
- » All dimensions are nominal.

## TABLE FEATURES:




Table Shape




Table Top - Edge Profile

- » Offered on 36", 41" and booth models (not available on 60" and 72" models).
- » Overall dimensions: 39<sup>3</sup>/<sub>4</sub>" W x 27<sup>1</sup>/<sub>2</sub>" D x 1" thick.
- » For 41" models specified with upholstered panel, opposite table/cubby width will decrease by 4" to 35<sup>1</sup>/<sub>4</sub>".
- » Mounts to cubby.
- » Features 9<sup>3</sup>/<sub>4</sub>" forward and backward travel to accommodate individual seated preferences.
- » Fixed height as standard.
- » Adjustable height option also available, with electric mechanism and touch controls. Cord is 71" long and exits underneath cubby.
- » Adjustable height travel is 12<sup>3</sup>/<sub>4</sub>", measuring 26<sup>3</sup>/<sub>4</sub>" H at lowest position and 39<sup>1</sup>/<sub>2</sub>" H at highest position.
- » Surface finish options include white oak veneer as well as laminate selections.
- » For veneer tops, wood edge finish will match top finish color, unless otherwise specified.
- » For laminate tops, self edge is standard, unless otherwise specified (laminate applied to edge).
- » Standard table posts and hardware available in black only.
- » Adjustable table features white brackets with black table posts.

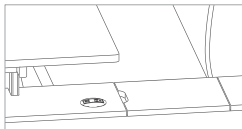
## TOOtheLOUNGE // LICENSED FROM TOOtheZOO

### CUBBY FEATURES:

- » Fully upholstered sides with top surface available in white oak veneer and laminate selections.
- » Top surface finish will match table finish unless otherwise specified.
- » Edge is  $\frac{3}{4}$ " thick and will match table edge finish as standard.
- » Overall dimensions for units featured on 36" and 41" models: 46 $\frac{1}{4}$ " W x 11 $\frac{1}{4}$ " D x 20" H.
- » Overall dimensions for units featured on booth model: 73 $\frac{1}{2}$ " W x 11 $\frac{1}{4}$ " D x 20" H.
- » Comes standard with Power Node, which features 15 amp simplex outlet and two usb charging ports. Two Power Node units included on booth models (one for each seat).
- » Power Node is 3-3/8" in diameter, with satin nickel, white outlets and 72" electrical cord as standard. White finish with white outlets also available, please specify.
- » Features integrated storage with convenient flip-top and notched finger pull for easy access.
- » Storage interior is finished in black laminate and measures 9 $\frac{1}{4}$ " W x 18 $\frac{1}{8}$ " D x 18 $\frac{1}{4}$ " H.



Power Node



Integrated Storage

### UPHOLSTERED PRIVACY PANELS:

- » Affix to lounge or booth units for additional privacy.
- » Panels are ordered separately from seating units.
- » Three panel options: 31" W, 50" W and booth.
- » Please note that 31" W panel may not be placed opposite table/cubby on 36" W models or booths due to space limitations.
- » 50" W panel is available for placement on 36", 41", 60" and 72" models. Please note 50" W panel is not available for placement opposite table/cubby due to space limitations.
- » 82" W booth panel is intended for use with booth models only.
- » **Note: Please include layout drawings or sketch with order.**

### SPECIFICATIONS:

- » Table, cubby top surface and plinth base available in all standard and custom wood finishes on white oak.
- » For custom wood finishes, please add one-time upcharge of \$440 List per color per order.
- » For standard laminates, refer to Standard Finish Card.
- » For custom laminates, add \$550 List per color per order. Pre-approval required, please contact client services.

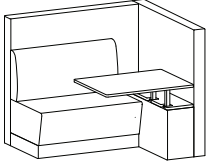
### ORDERING REQUIREMENTS:

- » Model number
- » Upholstery selection
- » Plinth base finish, as applicable
- » Table/cubby top finish, as applicable
- » Options, as applicable

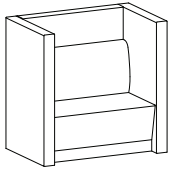


# TOOtheLOUNGE // LICENSED FROM TOOtheZOO

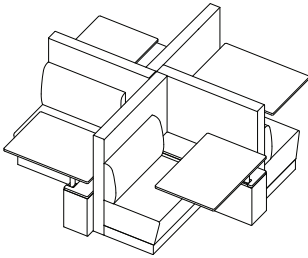
## ORDERING EXAMPLES:



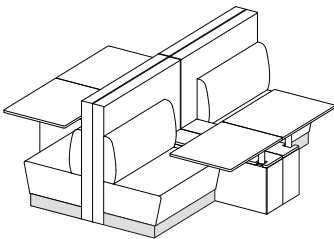
<u>Qty</u>	<u>Model #</u>	<u>Description</u>	<u>COM List</u>
1	8617-U	41" W Lounge Unit, Upholstered Plinth, Table, Left as Seated	\$7,437
1	86F	50" W Privacy Panel	\$1,266
			\$8,703



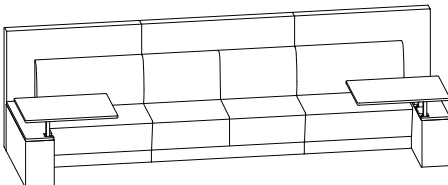
<u>Qty</u>	<u>Model #</u>	<u>Description</u>	<u>COM List</u>
1	8611-U	41" W Lounge, Upholstered Plinth	\$2,979
2	86-H	31" W Privacy Panel (\$903 each)	\$1,806
			\$4,785



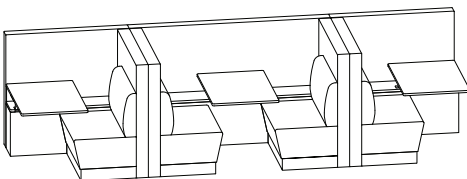
<u>Qty</u>	<u>Model #</u>	<u>Description</u>	<u>COM List</u>
4	8615-U	36" W Lounge, Upholstered Plinth, Table, Left as Seated (\$6,966 each)	\$27,864



<u>Qty</u>	<u>Model #</u>	<u>Description</u>	<u>COM List</u>
2	8617-V	41" W Lounge, Veneer Plinth, Table, Left as Seated (\$7,730 each)	\$15,460
2	8616-V	41" W Lounge, Veneer Plinth, Table, Right as Seated (\$7,730 each)	\$15,460
			\$30,920



<u>Qty</u>	<u>Model #</u>	<u>Description</u>	<u>COM List</u>
1	8616-U	41" W Lounge, Upholstered Plinth, Table, Left as Seated	\$7,437
1	8612-U	60" W Lounge, Upholstered Plinth	\$4,557
1	8617-U	41" W Lounge, Upholstered Plinth, Table, Right as Seated	\$7,437
			\$19,431



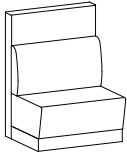
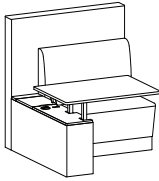
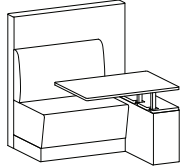
<u>Qty</u>	<u>Model #</u>	<u>Description</u>	<u>COM List</u>
1	8614-U	36" W Lounge, Upholstered Plinth, Table, Right as Seated	\$6,966
1	8620-U	Booth, Upholstered Plinth	\$11,492
1	8615-U	36" W Lounge, Upholstered Plinth, Table, Left as Seated	\$6,966
1	86B	82" W Booth Panel	\$1,728
2	86F	50" W Privacy Panel (\$1,266 each)	\$2,532
			\$29,684

# TOOtheLOUNGE // LICENSED FROM TOOtheZOO

## ORDERING REQUIREMENTS:

- » Model number
- » Upholstery selection
- » Table/cubby top finish, as applicable
- » Options, as applicable

**Note: 31" W and 50" W privacy panels may not be placed opposite table/cubby on models 8614-U and 8615-U due to space limitations.**

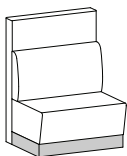
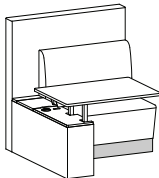
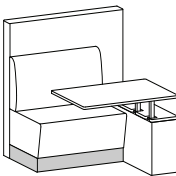
MODEL NUMBER	PRODUCT SPECIFICATIONS	FABRIC GRADES									
		COM	A	1	2	3	4	5	6	7	8
<b>8610-U</b> 	<b>36" W Lounge Unit, Upholstered Plinth</b> W 36 D 30 <sup>1</sup> / <sub>4</sub> H 49 Seat Height 17 <sup>3</sup> / <sub>4</sub> Inside Seat Width 36 Inside Seat Depth 20 <sup>1</sup> / <sub>2</sub> 5 <sup>1</sup> / <sub>2</sub> yds. 130 lbs.	2602	2899	3048	3141	3295	3460	3614	3768	3911	4082
<b>8614-U</b> 	<b>36" W Lounge Unit, Upholstered Plinth, Table, Right as Seated</b> W 47 <sup>1</sup> / <sub>4</sub> D 50 <sup>1</sup> / <sub>2</sub> H 49 Seat Height 17 <sup>3</sup> / <sub>4</sub> Inside Seat Width 36 Inside Seat Depth 20 <sup>1</sup> / <sub>2</sub> 8 yds. 238 lbs.	6966	7398	7614	7750	7974	8214	8438	8662	8870	9118
<b>8615-U</b> 	<b>36" W Lounge Unit, Upholstered Plinth, Table, Left as Seated</b> W 47 <sup>1</sup> / <sub>4</sub> D 50 <sup>1</sup> / <sub>2</sub> H 49 Seat Height 17 <sup>3</sup> / <sub>4</sub> Inside Seat Width 36 Inside Seat Depth 20 <sup>1</sup> / <sub>2</sub> 8 yds. 238 lbs.	6966	7398	7614	7750	7974	8214	8438	8662	8870	9118
OPTIONS											
-AT01	Adjustable Height Table	1546									

# TOOtheLOUNGE // LICENSED FROM TOOtheZOO

## ORDERING REQUIREMENTS:

- » Model number
- » Upholstery selection
- » Plinth base finish
- » Table/cubby top finish, as applicable
- » Options, as applicable

**Note: 31" W and 50" W privacy panels may not be placed opposite table/cubby on models 8614-V, 8614-L, 8615-V and 8615-L due to space limitations.**

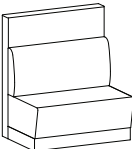
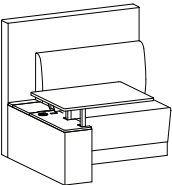
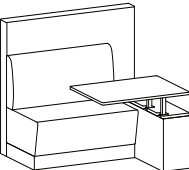
MODEL NUMBER	PRODUCT SPECIFICATIONS	FABRIC GRADES									
		COM	A	1	2	3	4	5	6	7	8
<b>8610-V (VENEER PLINTH)</b> <b>8610-L (LAMINATE PLINTH)</b> 	<b>36" W Lounge Unit, Veneer/Laminate Plinth</b> W 36 D 30 <sup>1</sup> / <sub>4</sub> H 49 Seat Height 17 <sup>3</sup> / <sub>4</sub> Inside Seat Width 36 Inside Seat Depth 20 <sup>1</sup> / <sub>2</sub> 5 <sup>1</sup> / <sub>4</sub> yds. 130 lbs.	2881	3165	3307	3396	3543	3700	3847	3994	4131	4294
<b>8614-V (VENEER PLINTH)</b> <b>8614-L (LAMINATE PLINTH)</b> 	<b>36" W Lounge Unit, Table, Right as Seated Veneer/Laminate Plinth</b> W 47 <sup>1</sup> / <sub>4</sub> D 50 <sup>1</sup> / <sub>2</sub> H 49 Seat Height 17 <sup>3</sup> / <sub>4</sub> Inside Seat Width 36 Inside Seat Depth 20 <sup>1</sup> / <sub>2</sub> 7 <sup>3</sup> / <sub>4</sub> yds. 238 lbs.	7205	7624	7833	7965	8182	8414	8631	8848	9050	9290
<b>8615-V (VENEER PLINTH)</b> <b>8615-L (LAMINATE PLINTH)</b> 	<b>36" W Lounge Unit, Table, Left as Seated Veneer/Laminate Plinth</b> W 47 <sup>1</sup> / <sub>4</sub> D 50 <sup>1</sup> / <sub>2</sub> H 49 Seat Height 17 <sup>3</sup> / <sub>4</sub> Inside Seat Width 36 Inside Seat Depth 20 <sup>1</sup> / <sub>2</sub> 7 <sup>3</sup> / <sub>4</sub> yds. 238 lbs.	7205	7624	7833	7965	8182	8414	8631	8848	9050	9290
OPTIONS											
-AT01	Adjustable Height Table	1546									

# TOOtheLOUNGE // LICENSED FROM TOOtheZOO

## ORDERING REQUIREMENTS:

- » Model number
- » Upholstery selection
- » Table/cubby top finish, as applicable
- » Options, as applicable

**Note: Table width is reduced by 4" when 31" W privacy panel is specified opposite table. Please refer to page 13 for panel options and placement information.**

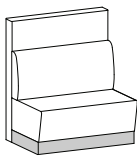
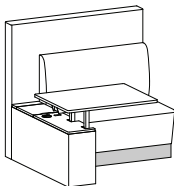
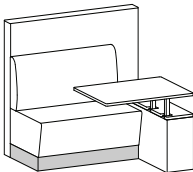
MODEL NUMBER	PRODUCT SPECIFICATIONS	FABRIC GRADES									
		COM	A	1	2	3	4	5	6	7	8
<b>8611-U</b> 	<b>41" W Lounge Unit, Upholstered Plinth</b> W 41 D 30 <sup>1</sup> / <sub>4</sub> H 49 Seat Height 17 <sup>3</sup> / <sub>4</sub> Inside Seat Width 41 Inside Seat Depth 20 <sup>1</sup> / <sub>2</sub> 6 <sup>1</sup> / <sub>4</sub> yds. 145 lbs.	2979	3317	3486	3592	3767	3954	4129	4304	4467	4661
<b>8616-U</b> 	<b>41" W Lounge Unit, Upholstered Plinth, Table, Right as Seated</b> W 52 <sup>1</sup> / <sub>4</sub> D 50 <sup>1</sup> / <sub>2</sub> H 49 Seat Height 17 <sup>3</sup> / <sub>4</sub> Inside Seat Width 41 Inside Seat Depth 20 <sup>1</sup> / <sub>2</sub> 8 <sup>1</sup> / <sub>2</sub> yds. 253 lbs.	7437	7896	8126	8270	8508	8763	9001	9239	9460	9724
<b>8617-U</b> 	<b>41" W Lounge Unit, Upholstered Plinth, Table, Left as Seated</b> W 52 <sup>1</sup> / <sub>4</sub> D 50 <sup>1</sup> / <sub>2</sub> H 49 Seat Height 17 <sup>3</sup> / <sub>4</sub> Inside Seat Width 41 Inside Seat Depth 20 <sup>1</sup> / <sub>2</sub> 8 <sup>1</sup> / <sub>2</sub> yds. 253 lbs.	7437	7896	8126	8270	8508	8763	9001	9239	9460	9724
OPTIONS											
-AT01	Adjustable Height Table	1546									

# TOOtheLOUNGE // LICENSED FROM TOOtheZOO

## ORDERING REQUIREMENTS:

- » Model number
- » Upholstery selection
- » Plinth base finish
- » Table/cubby top finish, as applicable
- » Options, as applicable

**Note: Table width is reduced by 4" when 31" W privacy panel is specified opposite table. Please refer to page 13 for panel options and placement information.**

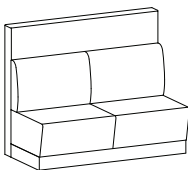
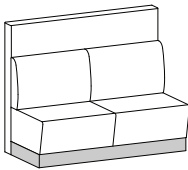
MODEL NUMBER	PRODUCT SPECIFICATIONS	FABRIC GRADES									
		COM	A	1	2	3	4	5	6	7	8
<b>8611-V (VENEER PLINTH)</b> <b>8611-L (LAMINATE PLINTH)</b> 	<b>41" W Lounge Unit, Veneer/Laminate Plinth</b> W 41 D 30 <sup>1</sup> / <sub>4</sub> H 49 Seat Height 17 <sup>3</sup> / <sub>4</sub> Inside Seat Width 41 Inside Seat Depth 20 <sup>1</sup> / <sub>2</sub> 6 yds. 145 lbs.	3406	3730	3892	3994	4162	4342	4510	4678	4834	5020
<b>8616-V (VENEER PLINTH)</b> <b>8616-L (LAMINATE PLINTH)</b> 	<b>41" W Lounge Unit, Table, Right as Seated Veneer/Laminate Plinth</b> W 52 <sup>1</sup> / <sub>4</sub> D 50 <sup>1</sup> / <sub>2</sub> H 49 Seat Height 17 <sup>3</sup> / <sub>4</sub> Inside Seat Width 41 Inside Seat Depth 20 <sup>1</sup> / <sub>2</sub> 8 yds. 253 lbs.	7730	8162	8378	8514	8738	8978	9202	9426	9634	9882
<b>8617-V (VENEER PLINTH)</b> <b>8617-L (LAMINATE PLINTH)</b> 	<b>41" W Lounge Unit, Table, Left as Seated Veneer/Laminate Plinth</b> W 52 <sup>1</sup> / <sub>4</sub> D 50 <sup>1</sup> / <sub>2</sub> H 49 Seat Height 17 <sup>3</sup> / <sub>4</sub> Inside Seat Width 41 Inside Seat Depth 20 <sup>1</sup> / <sub>2</sub> 8 yds. 253 lbs.	7730	8162	8378	8514	8738	8978	9202	9426	9634	9882
OPTIONS											
-AT01	Adjustable Height Table	1546									

# TOOtheLOUNGE // LICENSED FROM TOOtheZOO

## ORDERING REQUIREMENTS:

- » Model number
- » Upholstery selection
- » Plinth base finish, as applicable

**Note: Please refer to page 13 for privacy panel options and placement information.**

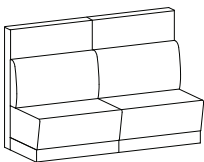
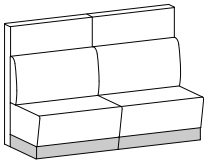
MODEL NUMBER	PRODUCT SPECIFICATIONS	FABRIC GRADES									
		COM	A	1	2	3	4	5	6	7	8
<b>8612-U</b> 	<b>60" W 2-Seat Lounge Unit, Upholstered Plinth</b> W 60 D 30 <sup>1</sup> / <sub>4</sub> H 49 Seat Height 17 <sup>3</sup> / <sub>4</sub> Inside Seat Width 60 Inside Seat Depth 20 <sup>1</sup> / <sub>2</sub> 10 yds. 180 lbs.	4557	5097	5367	5537	5817	6117	6397	6677	6937	7247
<b>8612-V (VENEER PLINTH)</b> <b>8612-L (LAMINATE PLINTH)</b> 	<b>60" W 2-Seat Lounge Unit, Veneer/Laminate Plinth</b> W 60 D 30 <sup>1</sup> / <sub>4</sub> H 49 Seat Height 17 <sup>3</sup> / <sub>4</sub> Inside Seat Width 60 Inside Seat Depth 20 <sup>1</sup> / <sub>2</sub> 9 <sup>1</sup> / <sub>2</sub> yds. 180 lbs.	4955	5468	5725	5886	6152	6437	6703	6969	7216	7511

# TOOtheLOUNGE // LICENSED FROM TOOtheZOO

## ORDERING REQUIREMENTS:

- » Model number
- » Upholstery selection
- » Plinth base finish, as applicable

**Note: Please refer to page 13 for privacy panel options and placement information.**

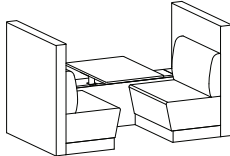
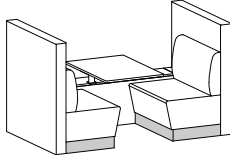
MODEL NUMBER	PRODUCT SPECIFICATIONS	FABRIC GRADES									
		COM	A	1	2	3	4	5	6	7	8
<b>8613-U</b> 	<b>72" W 2-Seat Lounge Unit, Upholstered Plinth</b> W 72 D 30 <sup>1</sup> / <sub>4</sub> H 49 Seat Height 17 <sup>3</sup> / <sub>4</sub> Inside Seat Width 72 Inside Seat Depth 20 <sup>1</sup> / <sub>2</sub> 10 <sup>3</sup> / <sub>4</sub> yds. 200 lbs.	5110	5691	5981	6164	6465	6787	7088	7389	7669	8002
<b>8613-V (VENEER PLINTH)</b> <b>8613-L (LAMINATE PLINTH)</b> 	<b>72" W 2-Seat Lounge Unit, Veneer/Laminate Plinth</b> W 60 D 30 <sup>1</sup> / <sub>4</sub> H 49 Seat Height 17 <sup>3</sup> / <sub>4</sub> Inside Seat Width 72 Inside Seat Depth 20 <sup>1</sup> / <sub>2</sub> 10 <sup>1</sup> / <sub>4</sub> yds. 200 lbs.	5522	6076	6353	6527	6814	7121	7408	7695	7962	8280

# TOOtheLOUNGE // LICENSED FROM TOOtheZOO

## ORDERING REQUIREMENTS:

- » Model number
- » Upholstery selection
- » Plinth base finish, as applicable
- » Table/cubby top finish
- » Options, as applicable

**Note: Please refer to page 13 for privacy panel options and placement information.**

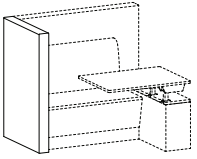
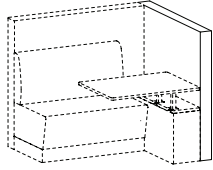
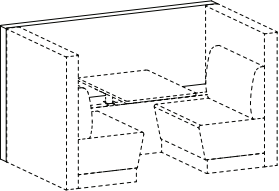
MODEL NUMBER	PRODUCT SPECIFICATIONS	FABRIC GRADES									
		COM	A	1	2	3	4	5	6	7	8
<b>8620-U</b> 	<b>Booth Unit, Upholstered Plinth</b> W 82 D 47 <sup>1</sup> / <sub>4</sub> H 49 Seat Height 17 <sup>3</sup> / <sub>4</sub> Inside Seat Width 36 Inside Seat Depth 20 <sup>1</sup> / <sub>2</sub> 16 yds. 378 lbs.	11492	12356	12788	13060	13508	13988	14436	14884	15300	15796
<b>8620-V (VENEER PLINTH)</b> <b>8620-L (LAMINATE PLINTH)</b> 	<b>Booth Unit, Veneer/Laminate Plinth</b> W 82 D 47 <sup>1</sup> / <sub>4</sub> H 49 Seat Height 17 <sup>3</sup> / <sub>4</sub> Inside Seat Width 36 Inside Seat Depth 20 <sup>1</sup> / <sub>2</sub> 15 yds. 378 lbs.	12046	12856	13261	13516	13936	14386	14806	15226	15616	16081
OPTIONS											
-AT01	Adjustable Height Table	1546									



# TOOtheLOUNGE // LICENSED FROM TOOtheZOO

## ORDERING REQUIREMENTS:

- » Model number
- » Upholstery selection



MODEL NUMBER	PRODUCT SPECIFICATIONS	FABRIC GRADES									
		COM	A	1	2	3	4	5	6	7	8
<b>86H</b> 	<b>31" W Privacy Panel</b> W 31 <sup>1</sup> / <sub>4</sub> D 4 <sup>1</sup> / <sub>4</sub> H 49 3 <sup>1</sup> / <sub>4</sub> yds. 31 lbs.  Not available opposite table/cubby on 36" W models.	903	1079	1167	1222	1313	1410	1501	1592	1677	1778
<b>86F</b> 	<b>50" W Privacy Panel</b> W 50 <sup>1</sup> / <sub>2</sub> D 4 <sup>1</sup> / <sub>4</sub> H 49 4 <sup>3</sup> / <sub>4</sub> yds. 48 lbs.  For placement adjacent to table/cubby or on units without tables.	1266	1523	1651	1732	1865	2007	2140	2273	2397	2544
<b>86B</b> 	<b>82" W Booth Privacy Panel</b> W 82 D 4 <sup>1</sup> / <sub>4</sub> H 49 6 <sup>1</sup> / <sub>2</sub> yds. 77 lbs.  For placement adjacent to table/cubby (booth models only).	1728	2079	2255	2365	2547	2742	2924	3106	3275	3477

# TOOtheLOUNGE // LICENSED FROM TOOtheZOO

## ORDERING REQUIREMENTS:

- » Power unit model number should follow applicable seating model number.

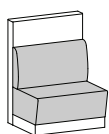
**Note: No hardwire option available for these series**

MODEL NUMBER	PRODUCT SPECIFICATIONS	LIST
<b>IUR-B (BLACK FINISH)</b> <b>IUR-G (GREY FINISH)</b> <b>IUR-W (WHITE FINISH)</b> 	<b>Integrated USB Unit</b> <ul style="list-style-type: none"> <li>» Dimensions: 1<sup>3</sup>/<sub>4</sub>" Diameter</li> <li>» Black, grey or white finish</li> <li>» Dual USB charging ports</li> <li>» 72" electrical cord (only length available)</li> <li>» UL listed</li> <li>» Integrated placement on front of seat, 4" from right edge as seated</li> </ul>	279
<b>IPR-B (BLACK FINISH)</b> <b>IPR-G (GREY FINISH)</b> <b>IPR-W (WHITE FINISH)</b> 	<b>Integrated Power Unit</b> <ul style="list-style-type: none"> <li>» Dimensions: 1<sup>3</sup>/<sub>4</sub>" Diameter</li> <li>» Black, grey or white finish</li> <li>» One (1) simplex outlet</li> <li>» 72" electrical cord (only length available)</li> <li>» UL listed</li> <li>» Integrated placement on front of seat, 4" from right edge as seated</li> </ul>	279

# TOOtheLOUNGE // LICENSED FROM TOOtheZOO

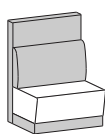
## UPHOLSTERY COMBINATIONS:

- » When combining two COM/COV fabrics, or fabrics with the same grade, add \$105 List per unit.
- » When combining three COM/COV fabrics, or fabrics with the same grade, add \$135 List per unit.
- » When combining different grades of fabric, price will be based on the highest grade specified.
- » Two-tone upholstery examples and yardage requirements for the most common combinations are listed below. Additional combinations available, please contact client services yardage requirements and pricing.
- » Note: Yardage amounts are based on fabric which is plain (i.e. non-directional) and a full 54" wide.
- » Appropriate upholstery code must be included.



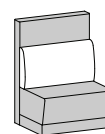
### Code TL1

**Model** COM Requirement  
8610-U Back & Seat Cushion = 3 yds.  
Balance of Unit = 3 yds.



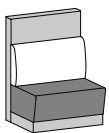
### Code TL2

**Model** COM Requirement  
8610-U Back Panel, Back Cushion & Plinth = 4 yds.  
Balance of Unit = 2 yds.



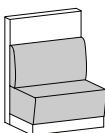
### Code TL3

**Model** COM Requirement  
8610-U Back Panel, Seat Cushion & Plinth =  $4\frac{3}{4}$  yds.  
Balance of Unit =  $1\frac{1}{4}$  yds.



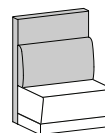
### Code TL4

**Model** COM Requirement  
8610-U Back Panel & Plinth = 3 yds.  
Back Cushion = 1 yd.  
Seat Cushion = 2 yds.



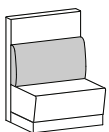
### Code TL5

**Model** COM Requirement  
8610-V Back & Seat Cushion = 3 yds.  
8610-L Balance of Unit =  $2\frac{3}{4}$  yds.



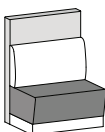
### Code TL6

**Model** COM Requirement  
8610-V Back Panel & Back Cushion =  $3\frac{3}{4}$  yds.  
8610-L Balance of Unit = 2 yds.



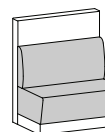
### Code TL7

**Model** COM Requirement  
8610-V Back Cushion =  $1\frac{1}{4}$  yds.  
8610-L Balance of Unit =  $4\frac{3}{4}$  yds.



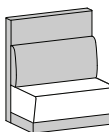
### Code TL8

**Model** COM Requirement  
8610-V Back Panel =  $2\frac{3}{4}$  yds.  
8610-L Back Cushion =  $1\frac{1}{4}$  yds.  
Seat Cushion = 2 yds.



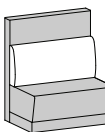
### Code TL9

**Model** COM Requirement  
8611-U Back & Seat Cushion =  $3\frac{1}{2}$  yds.  
Balance of Unit =  $3\frac{1}{2}$  yds.



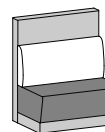
### Code TL10

**Model** COM Requirement  
8611-U Back Panel, Back Cushion & Plinth =  $4\frac{1}{2}$  yds.  
Balance of Unit =  $2\frac{1}{2}$  yds.



### Code TL11

**Model** COM Requirement  
8611-U Back Panel, Seat Cushion & Plinth =  $5\frac{1}{4}$  yds.  
Balance of Unit =  $1\frac{1}{4}$  yds.



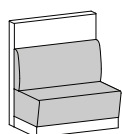
### Code TL12

**Model** COM Requirement  
8611-U Back Panel & Plinth =  $3\frac{1}{2}$  yds.  
Back Cushion =  $1\frac{1}{4}$  yds.  
Seat Cushion =  $2\frac{1}{2}$  yds.

# TOOtheLOUNGE // LICENSED FROM TOOtheZOO

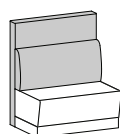
## UPHOLSTERY COMBINATIONS:

- » When combining two COM/COV fabrics, or fabrics with the same grade, add \$105 List per unit.
- » When combining three COM/COV fabrics, or fabrics with the same grade, add \$135 List per unit.
- » When combining different grades of fabric, price will be based on the highest grade specified.
- » Two-tone upholstery examples and yardage requirements for the most common combinations are listed below. Additional combinations available, please contact client services yardage requirements and pricing.
- » Note: Yardage amounts are based on fabric which is plain (i.e. non-directional) and a full 54" wide.
- » Appropriate upholstery code must be included.



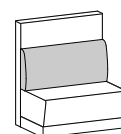
**Code TL13**

**Model** COM Requirement  
8611-V Back & Seat Cushion =  $3\frac{1}{2}$  yds.  
8611-L Balance of Unit =  $3\frac{1}{2}$  yds.



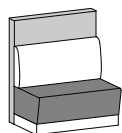
**Code TL14**

**Model** COM Requirement  
8611-V Back Panel & Back Cushion =  $4\frac{1}{2}$  yds.  
8611-L Balance of Unit =  $2\frac{1}{2}$  yds.



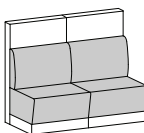
**Code TL15**

**Model** COM Requirement  
8611-V Back Cushion =  $1\frac{1}{4}$  yds.  
8611-L Balance of Unit =  $5\frac{1}{4}$  yds.



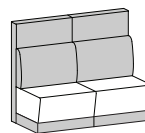
**Code TL16**

**Model** COM Requirement  
8611-V Back Panel =  $3\frac{1}{2}$  yds.  
8611-L Back Cushion =  $1\frac{1}{4}$  yds.  
Seat Cushion =  $2\frac{1}{2}$  yds.



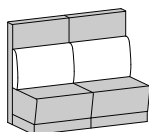
**Code TL17**

**Model** COM Requirement  
8612-U Back & Seat Cushion =  $5\frac{1}{4}$  yds.  
Balance of Unit =  $5\frac{1}{4}$  yds.



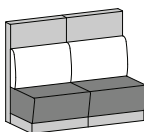
**Code TL18**

**Model** COM Requirement  
8612-U Back Panel, Back Cushion & Plinth = 7 yds.  
Balance of Unit =  $3\frac{1}{4}$  yds.



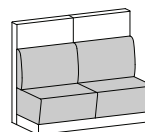
**Code TL19**

**Model** COM Requirement  
8612-U Back Panel, Seat Cushion & Plinth = 8 yds.  
Balance of Unit =  $2\frac{1}{4}$  yds.



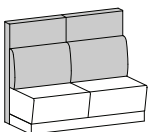
**Code TL20**

**Model** COM Requirement  
8612-U Back Panel & Plinth =  $5\frac{1}{4}$  yds.  
Back Cushion =  $2\frac{1}{4}$  yds.  
Seat Cushion =  $3\frac{1}{4}$  yds.



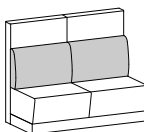
**Code TL21**

**Model** COM Requirement  
8612-V Back & Seat Cushion =  $5\frac{1}{4}$  yds.  
8612-L Balance of Unit =  $4\frac{3}{4}$  yds.



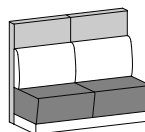
**Code TL22**

**Model** COM Requirement  
8612-V Back Panel & Back Cushion =  $6\frac{1}{4}$  yds.  
8612-L Balance of Unit =  $3\frac{1}{4}$  yds.



**Code TL23**

**Model** COM Requirement  
8612-V Back Cushion =  $2\frac{1}{4}$  yds.  
8612-L Balance of Unit =  $7\frac{3}{4}$  yds.



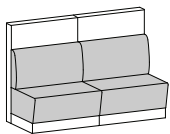
**Code TL24**

**Model** COM Requirement  
8612-V Back Panel =  $4\frac{3}{4}$  yds.  
8612-L Back Cushion =  $2\frac{1}{4}$  yds.  
Seat Cushion =  $3\frac{1}{4}$  yds.

# TOOtheLOUNGE // LICENSED FROM TOOtheZOO

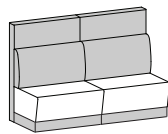
## UPHOLSTERY COMBINATIONS:

- » When combining two COM/COV fabrics, or fabrics with the same grade, add \$105 List per unit.
- » When combining three COM/COV fabrics, or fabrics with the same grade, add \$135 List per unit.
- » When combining different grades of fabric, price will be based on the highest grade specified.
- » Two-tone upholstery examples and yardage requirements for the most common combinations are listed below. Additional combinations available, please contact client services yardage requirements and pricing.
- » Note: Yardage amounts are based on fabric which is plain (i.e. non-directional) and a full 54" wide.
- » Appropriate upholstery code must be included.



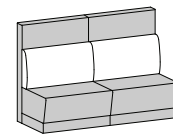
**Code** TL25

**Model** COM Requirement  
8613-U Back & Seat Cushion =  $5\frac{3}{4}$  yds.  
Balance of Unit =  $5\frac{1}{2}$  yds.



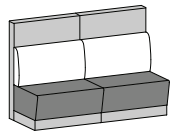
**Code** TL26

**Model** COM Requirement  
8613-U Back Panel, Back Cushion & Plinth =  $7\frac{1}{4}$  yds.  
Balance of Unit =  $3\frac{3}{4}$  yds.



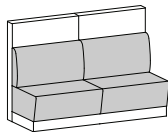
**Code** TL27

**Model** COM Requirement  
8613-U Back Panel, Seat Cushion & Plinth = 9 yds.  
Balance of Unit =  $2\frac{1}{2}$  yds.



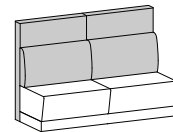
**Code** TL28

**Model** COM Requirement  
8613-U Back Panel & Plinth =  $5\frac{1}{2}$  yds.  
Back Cushion =  $2\frac{1}{2}$  yds.  
Seat Cushion =  $3\frac{3}{4}$  yds.



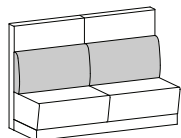
**Code** TL29

**Model** COM Requirement  
8613-V Back & Seat Cushion =  $5\frac{3}{4}$  yds.  
8613-L Balance of Unit =  $4\frac{1}{2}$  yds.



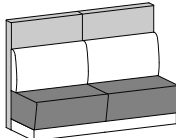
**Code** TL30

**Model** COM Requirement  
8613-V Back Panel & Back Cushion =  $6\frac{1}{4}$  yds.  
8613-L Balance of Unit =  $3\frac{3}{4}$  yds.



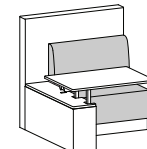
**Code** TL31

**Model** COM Requirement  
8613-V Back Cushion =  $2\frac{1}{2}$  yds.  
8613-L Balance of Unit = 8 yds.



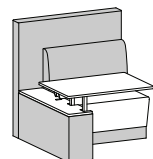
**Code** TL32

**Model** COM Requirement  
8613-V Back Panel =  $4\frac{1}{2}$  yds.  
8613-L Back Cushion =  $2\frac{1}{2}$  yds.  
Seat Cushion =  $3\frac{3}{4}$  yds.



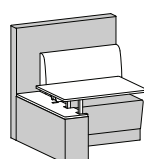
**Code** TL33

**Model** COM Requirement  
8614-U Back & Seat Cushion =  $3\frac{1}{2}$  yds.  
8615-U Balance of Unit = 6 yds.



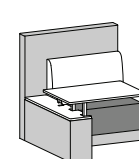
**Code** TL34

**Model** COM Requirement  
8614-U Back Panel, Back Cushion,  
8615-U Plinth & Cubby =  $6\frac{1}{2}$  yds.  
Balance of Unit =  $2\frac{1}{4}$  yds.



**Code** TL35

**Model** COM Requirement  
8614-U Back Panel, Seat Cushion,  
8615-U Plinth & Cubby =  $7\frac{3}{4}$  yds.  
Balance of Unit =  $1\frac{1}{4}$  yds.



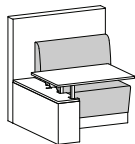
**Code** TL36

**Model** COM Requirement  
8614-U Back Panel, Plinth & Cubby = 6 yds.  
8615-U Back Cushion =  $1\frac{1}{4}$  yds.  
Seat Cushion =  $2\frac{1}{4}$  yds.

# TOOtheLOUNGE // LICENSED FROM TOOtheZOO

## UPHOLSTERY COMBINATIONS:

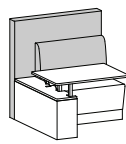
- » When combining two COM/COV fabrics, or fabrics with the same grade, add \$105 List per unit.
- » When combining three COM/COV fabrics, or fabrics with the same grade, add \$135 List per unit.
- » When combining different grades of fabric, price will be based on the highest grade specified.
- » Two-tone upholstery examples and yardage requirements for the most common combinations are listed below. Additional combinations available, please contact client services yardage requirements and pricing.
- » Note: Yardage amounts are based on fabric which is plain (i.e. non-directional) and a full 54" wide.
- » Appropriate upholstery code must be included.



### Code TL37

#### Model COM Requirement

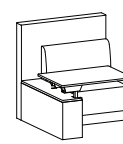
8614-V Back & Seat Cushion =  $3\frac{1}{2}$  yds.  
8614-L Balance of Unit =  $5\frac{3}{4}$  yds.  
8615-V  
8615-L



### Code TL38

#### Model COM Requirement

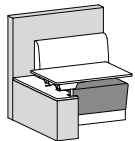
8614-V Back Panel & Back Cushion =  $4\frac{3}{4}$  yds.  
8614-L Balance of Unit =  $3\frac{1}{2}$  yds.  
8615-V  
8615-L



### Code TL39

#### Model COM Requirement

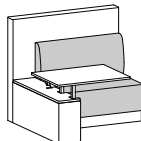
8614-V Back Panel, Seat Cushion &  
8614-L Cubby =  $7\frac{1}{4}$  yds.  
8615-V Balance of Unit =  $1\frac{1}{4}$  yds.  
8615-L



### Code TL40

#### Model COM Requirement

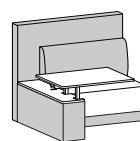
8614-V Back Panel & Cubby =  $5\frac{3}{4}$  yds.  
8614-L Back Cushion =  $1\frac{1}{4}$  yds.  
8615-V Seat Cushion =  $2\frac{1}{4}$  yds.  
8615-L



### Code TL41

#### Model COM Requirement

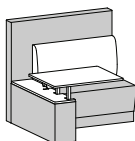
8616-U Back & Seat Cushion =  $3\frac{1}{2}$  yds.  
8617-U Balance of Unit = 6 yds.



### Code TL42

#### Model COM Requirement

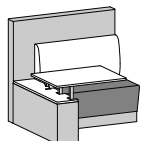
8616-U Back Panel, Back Cushion,  
8617-U Plinth & Cubby =  $6\frac{1}{4}$  yds.  
Balance of Unit =  $2\frac{1}{2}$  yds.



### Code TL43

#### Model COM Requirement

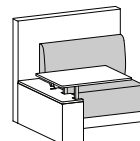
8616-U Back Panel, Seat Cushion,  
8617-U Plinth & Cubby =  $7\frac{3}{4}$  yds.  
Balance of Unit =  $1\frac{1}{4}$  yds.



### Code TL44

#### Model COM Requirement

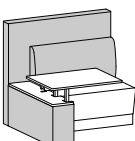
8616-U Back Panel, Plinth & Cubby =  $6\frac{1}{4}$  yds.  
8617-U Back Cushion =  $1\frac{1}{4}$  yds.  
Seat Cushion =  $2\frac{1}{2}$  yds.



### Code TL45

#### Model COM Requirement

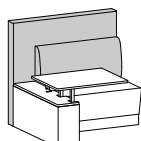
8616-V Back & Seat Cushion =  $3\frac{1}{2}$  yds.  
8616-L Balance of Unit = 6 yds.  
8617-V  
8617-L



### Code TL46

#### Model COM Requirement

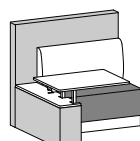
8616-V Back Panel, Back Cushion &  
8616-L Cubby =  $6\frac{1}{4}$  yds.  
8617-V Balance of Unit =  $2\frac{1}{2}$  yds.  
8617-L



### Code TL47

#### Model COM Requirement

8616-V Back Panel & Back Cushion =  $5\frac{1}{2}$  yds.  
8616-L Balance of Unit = 4 yds.  
8617-V  
8617-L



### Code TL48

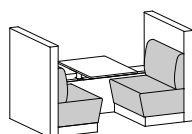
#### Model COM Requirement

8616-V Back Panel & Cubby =  $5\frac{1}{2}$  yds.  
8616-L Back Cushion =  $1\frac{1}{4}$  yds.  
8617-V Seat Cushion =  $2\frac{1}{2}$  yds.  
8617-L

# TOOtheLOUNGE // LICENSED FROM TOOtheZOO

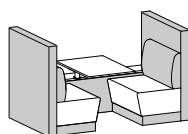
## UPHOLSTERY COMBINATIONS:

- » When combining two COM/COV fabrics, or fabrics with the same grade, add \$195 List per unit.
- » When combining three COM/COV fabrics, or fabrics with the same grade, add \$250 List per unit.
- » When combining different grades of fabric, price will be based on the highest grade specified.
- » Two-tone upholstery examples and yardage requirements for the most common combinations are listed below. Additional combinations available, please contact client services yardage requirements and pricing.
- » Note: Yardage amounts are based on fabric which is plain (i.e. non-directional) and a full 54" wide.
- » Appropriate upholstery code must be included.



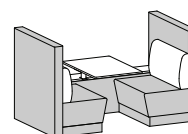
**Code** TL49

**Model** COM Requirement  
8620-U Back & Seat Cushion =  $6\frac{1}{2}$  yds.  
Balance of Unit = 10 yds.



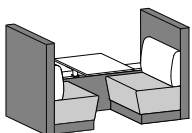
**Code** TL50

**Model** COM Requirement  
8620-U Back Panel, Back Cushion,  
Plinth & Cubby =  $11\frac{3}{4}$  yds.  
Balance of Unit =  $4\frac{1}{2}$  yds.



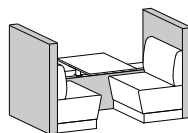
**Code** TL51

**Model** COM Requirement  
8620-U Back Panel, Seat Cushion,  
Plinth & Cubby =  $13\frac{1}{2}$  yds.  
Balance of Unit =  $2\frac{1}{4}$  yds.



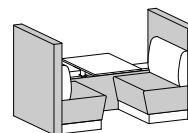
**Code** TL52

**Model** COM Requirement  
8620-U Back Panel, Upholstered Plinth &  
Cubby = 10 yds.  
Back Cushion =  $2\frac{1}{4}$  yds.  
Seat Cushion =  $4\frac{1}{2}$  yds.



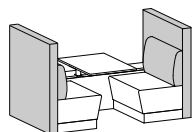
**Code** TL53

**Model** COM Requirement  
8620-V Back & Seat Cushion =  $6\frac{1}{2}$  yds.  
8620-L Balance of Unit =  $9\frac{1}{2}$  yds.



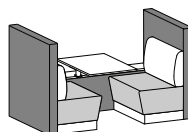
**Code** TL54

**Model** COM Requirement  
8620-V Back Panel, Seat Cushion &  
8620-L Cubby = 13 yds.  
Balance of Unit =  $2\frac{1}{4}$  yds.



**Code** TL55

**Model** COM Requirement  
8620-V Back Panel & Back Cushion =  $8\frac{3}{4}$  yds.  
8620-L Balance of Unit =  $7\frac{1}{4}$  yds.



**Code** TL56

**Model** COM Requirement  
8620-V Back Panel & Cubby =  $9\frac{1}{4}$  yds.  
8620-L Back Cushion =  $2\frac{1}{4}$  yds.  
Seat Cushion =  $4\frac{1}{2}$  yds.