



LIVIA

designed by christopher panichella

PRICE LIST UPDATES

PAGE	DESCRIPTION	DATE
1	Ipe Wood - Expanded Information & Care	12.18.15
2-5	Single-Seat Bench Addition	
2-5	Concrete and Wood Floor Mount Options	3.7.16
1	Concrete and Wood Floor Mount Reference Images	4.15.16

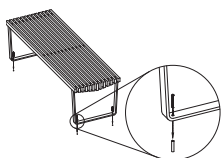


LIVIA

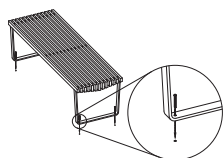
designed by christopher panichella

GENERAL PRODUCT FEATURES:

- Straight and scalloped benches available for indoor and outdoor applications.
- Metal frame and spacers available in standard and premium finish selections.
- For premium metal finishes, please add \$100 List for 26", 48" and 60" length models and \$150 List for 72" length models.
- Unless specified, spacers will match metal frame finish as standard.
- Tamper-resistant floor mount hardware available.



Floor Mount (-FMC) - Concrete Application



Floor Mount (-FMW) - Wood Application

- Maximum weight capacity of 750 lbs. for 2- and 3-seat benches, and 350 lbs. for single-seat bench.

INDOOR APPLICATION PRODUCT FEATURES:

- Available in Maple, Walnut and White Oak, in all standard and custom wood finishes on respective wood species.
- For custom wood finishes, please add one-time upcharge of \$270 List per color per order.
- Standard with black glides.
- Non-skid indoor glide option available for hard-surface floors. Please specify "-NS" after model number and add \$30 List per unit.
- Optional upholstered seat pad available on straight benches only.
- Seat pads ordered separately and are affixed to the unit with a metal bracket.
- Seat pads can be added in the field at a later time.
- Note: Although seat pads are removable, once installed, the wood properties beneath them will be affected differently than the exposed portions (i.e. light and aging). Therefore, removal is not recommended

OUTDOOR APPLICATION PRODUCT FEATURES:

- Manufactured in Ipe (pronounced "ee-pay") wood species, with a natural oil finish.
- Frame is composed of hot-dipped galvanized metal, finished with a special primer.
- All standard and premium finishes apply with the exception of Chrome.
- Standard with non-skid glides.

ABOUT IPE:

- Originating from Brazil, Ipe is an extremely durable South American hardwood that arrives to us in a natural, unstained finish. A light coating of linseed oil applied at our factory creates Livia's signature dark-brown look, while ensuring minimal maintenance requirements.
- Able to withstand sun, rain, and snow, Ipe weathers naturally into a delicate silver-gray and can retain its dark-brown finish with occasional application of oil (see Ipe Care). The wood remains sturdy despite color fading and experiences minimal checking and small surface cracking.
- Note: Please do not use wood sealants or varnish on Ipe.

IPE CARE:

- To clean Ipe wood, use a stiff brush and a mixture of fresh water and mild detergent, or a standard wood cleaning product, such as tri-sodium phosphate, then rinse.
- Before oiling, lightly clean the wood as described above, and allow to dry thoroughly.
- Using a cloth, apply linseed, teak, or hardwood oil. Let it sit for 30 minutes, then remove any excess. Depending on climate, this can be done two or three times a year, or once or twice a year with Penofin Exotic Hardwood Finish, a UV-resistant penetrating oil.
- For heavily weathered Ipe, its natural brown coloring can be restored with thorough sanding, followed by oiling.
- Note: Prior to initial oiling, it is best to allow your Livia bench to weather for 30-60 days, allowing the oil to better penetrate the Ipe wood.

STANDARD FRAME FINISH COLORS:

- | | |
|------------------------|--------------------------------|
| #82 Graphite | #91 Chrome (excluding outdoor) |
| #83 Metallic Champagne | #90 Metallic Silver |
| #95 Satin Black | |

PREMIUM FRAME FINISH COLORS:

- | | |
|-------------------|------------------|
| #77 Sunshine | #89 Granny Smith |
| #80 Clementine | #94 Cotton |
| #87 Poppy | #98 Pacific |
| #88 Pink Flamingo | #99 Glossy Black |

LIVIA
designed by christopher panichella

NOTES:

- Indoor benches available in Maple, Walnut and White Oak.
- Refer to page 4 for optional seat pad (indoor, straight bench use only).

SPECIFY:

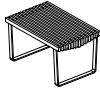
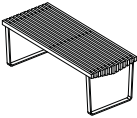
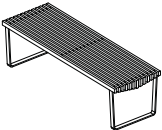
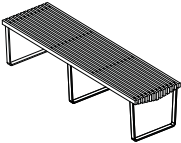
1. Model number
2. Wood species
3. Wood finish, as applicable
4. Frame finish
5. Options, as applicable

ORDERING EXAMPLE:

#8248-FMW

Straight Bench
Wood Species
Wood Finish
Metal Frame Finish
Wood Floor Mount

SIN #711-16

MODEL NUMBER	PRODUCT SPECIFICATIONS	WOOD SPECIES		
		MAPLE	WALNUT OR WHITE OAK	WEIGHT
8226 	26" Straight Bench W 26 D 20 H 17	988	1195	45
8248 	48" Straight Bench W 48 D 20 H 17	1244	1508	57
8260 	60" Straight Bench W 60 D 20 H 17	1536	1870	64
8272 	72" Straight Bench W 72 D 20 H 17	1909	2304	78

OPTIONS

MODEL	DESCRIPTION	LIST
-NS	Non-Skid Glides (indoor use only)	30
-PF5	Premium Finish (26", 48" & 60" models)	100
-PF6	Premium Finish (72" models)	150
-FMC	Tamper-Resistant Concrete Floor Mount	200
-FMW	Tamper-Resistant Wood Floor Mount	200

NOTES:

- Indoor benches available in Maple, Walnut and White Oak.
- Refer to page 4 for optional seat pad (indoor, straight bench use only).

SPECIFY:

1. Model number
2. Wood species
3. Wood finish, as applicable
4. Frame finish
5. Options, as applicable

ORDERING EXAMPLE:


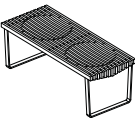
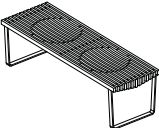
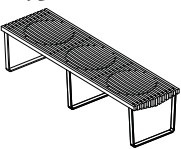
#8249-NS

Scalloped Bench
 Wood Species
 Wood Finish
 Metal Frame Finish
 Non-Skid Glides

LIVIA

designed by christopher panichella

SIN #711-16

MODEL NUMBER	PRODUCT SPECIFICATIONS	WOOD SPECIES		
		MAPLE	WALNUT OR WHITE OAK	WEIGHT
8227 	26" Scalloped Bench W 26 D 20 H 17	1038	1245	44
8249 	48" Scalloped Bench W 48 D 20 H 17	1344	1608	56
8261 	60" Scalloped Bench W 60 D 20 H 17	1636	1970	63
8273 	72" Scalloped Bench W 72 D 20 H 17	2059	2454	77

OPTIONS

MODEL	DESCRIPTION	LIST
-NS	Non-Skid Glides (indoor use only)	30
-PF5	Premium Finish (26", 48" & 60" models)	100
-PF6	Premium Finish (72" models)	150
-FMC	Tamper-Resistant Concrete Floor Mount	200
-FMW	Tamper-Resistant Wood Floor Mount	200

LIVIA
 designed by christopher panichella

NOTES:

- Outdoor benches available in Ipe wood species, with a natural oil finish.
- To maintain its color and luster, annual oil refinishing is recommended.

SPECIFY:


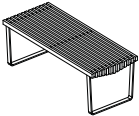
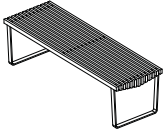
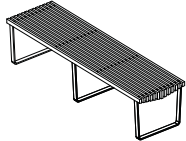
1. Model number
2. Frame finish
3. Options, as applicable

ORDERING EXAMPLE:

#8260-E-PF5

 Straight Bench
 Premium Frame Finish

SIN #711-16

MODEL NUMBER	PRODUCT SPECIFICATIONS	WOOD SPECIES	
		IPE (OUTDOOR USE)	WEIGHT
8226-E 	26" Straight Bench W 26 D 20 H 17	1256	59
8248-E 	48" Straight Bench W 48 D 20 H 17	1584	71
8260-E 	60" Straight Bench W 60 D 20 H 17	1964	78
8272-E 	72" Straight Bench W 72 D 20 H 17	2420	92

OPTIONS

MODEL	DESCRIPTION	LIST
-PF5	Premium Finish (26", 48" & 60" models)	100
-PF6	Premium Finish (72" models)	150
-FMC	Tamper-Resistant Concrete Floor Mount	200
-FMW	Tamper-Resistant Wood Floor Mount	200

NOTES:

- Outdoor benches available in Ipe wood species, with a natural oil finish.
- To maintain its color and luster, annual oil refinishing is recommended.

SPECIFY:

1. Model number
2. Frame finish
3. Options, as applicable


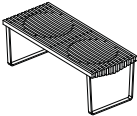
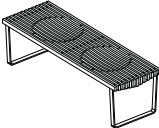
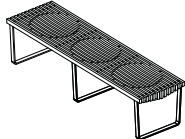
ORDERING EXAMPLE:

#8249-E-PF5
Scalloped Bench
Premium Frame Finish

LIVIA

designed by christopher panichella

SIN #711-16

MODEL NUMBER	PRODUCT SPECIFICATIONS	WOOD SPECIES	
		IPE (OUTDOOR USE)	WEIGHT
8227-E 	26" Scalloped Bench W 26 D 20 H 17	1306	58
8249-E 	48" Scalloped Bench W 48 D 20 H 17	1684	70
8261-E 	60" Scalloped Bench W 60 D 20 H 17	2064	77
8273-E 	72" Scalloped Bench W 72 D 20 H 17	2570	91

OPTIONS

MODEL	DESCRIPTION	LIST
-PF5	Premium Finish (26", 48" & 60" models)	100
-PF6	Premium Finish (72" models)	150
-FMC	Tamper-Resistant Concrete Floor Mount	200
-FMW	Tamper-Resistant Wood Floor Mount	200

LIVIA
 designed by christopher panichella

NOTES:

- Offered for use on straight bench models, indoor applications only.
- Field replaceable.
- Please specify immediately following applicable bench unit.

SPECIFY:

1. Upholstery selection
2. Options, as applicable

ORDERING EXAMPLE:


#8260

Straight Bench
 Wood Species
 Wood Finish
 Metal Frame Finish

#82SP

Seat Pad
 Upholstery Selection

SIN #711-16

MODEL NUMBER	PRODUCT SPECIFICATIONS	FABRIC GRADES								LEATHER GRADES			
		COM	1	2	COL			6	7	8	L1	L2	L3
82SP	 <p>Seat Pad (indoor use only) W 18 D 16 H 1¹/₄ ³/₄ yd. 1 lb. COL 15 Sq. Ft. TB 133, add \$35 List</p>	125	165	175	191	208	224	241	257	273	350	406	460

OPTIONS

MODEL	DESCRIPTION	LIST
-MB	Moisture Barrier	40