



INFINIUM

designed by michael bemis

PRICE LIST UPDATES

PAGE	DESCRIPTION	DATE
16	Updated Yardage Requirement & Pricing For Model #3220-3636-V	4.27.16



INFINIUM

designed by michael bemis

SIN #711-16

PRODUCT FEATURES:

- Arm and armless lounge, love seat and sofa models available individually or in modular combinations with connecting or free-standing tables and/or free-standing benches.
- Intermediate arm option offered on love seat and sofa models as well as lounge units to continue a run of seating units with intermediate arms. Models with arms cannot be used next to a connecting table, nor can arms be retrofit to previously ordered armless units.
- 30¹/₂" and 40¹/₂" back height models.
- Fixed seat cushion.
- Metal legs available in standard and premium finishes. See below for options.
- For premium metal finishes, please refer to individual pages for applicable upcharge.
- Non-skid glides available for hard surface floors, please refer to individual pages for applicable upcharge.
- Maximum weight capacity is 350 lbs. for lounge chairs (or per individual seat as applicable), 700 lbs. for love seats and 1000 lbs. for sofas.
- Please refer to pages 21-24 for two-tone upholstery examples and yardage requirements.

STANDARD LEG/SHELF POST FINISH COLORS:

- | | |
|------------------------|-----------------------|
| #82 Graphite | #92 Polished Aluminum |
| #83 Metallic Champagne | #95 Satin Black |
| #90 Metallic Silver | |

PREMIUM LEG/SHELF POST FINISH COLORS:

- | | |
|-------------------|------------------|
| #77 Sunshine | #89 Granny Smith |
| #80 Clementine | #94 Cotton |
| #87 Poppy | #98 Pacific |
| #88 Pink Flamingo | #99 Glossy Black |

PRIVACY PANELS:

- Available on arm and armless lounge chairs, love seats and sofas only (cannot be affixed to modular configurations with benches and/or tables).
- Privacy panels are 1/2" thick, 50" high from the floor and are offered with and without headrests.
- Four panel material options: veneer, laminate, whiteboard and upholstered.
- Veneer panels available in Maple, Walnut and White Oak wood species and feature vertical grain direction only.
- All standard and custom wood finishes available.
- For custom wood finishes (to panels, tables, shelf and/or benches), please add one-time upcharge of \$270 List per color per order.

PRIVACY PANELS CONTINUED:

- Veneer panels require veneer on both sides. As standard, the exposed radius plywood edge will be finished to match specified panel wood finish.
- Laminate panels will have same laminate on both sides as standard. For different laminate selections to the same panel, please contact Customer Service for pricing. If a wood grain laminate is specified, pattern will run horizontal with exposed plywood edge finished to match the laminate selection. If a non-wood grain laminate is specified, the exposed plywood edge will be finished in a clear coat as standard.
- Whiteboard panels will have same whiteboard material on both sides as standard. Also available with whiteboard surface on one side and a laminate surface on the other side, please specify and reference pricing for the whiteboard panels. The exposed plywood edge will be finished in a clear coat as standard.
- Upholstered panels available in fabric, vinyl or faux leather.
- Field installation required.
- Panels cannot be retrofit to previously ordered seating units.
- Panels are ordered separately from seating units. Please specify immediately following applicable seating unit.

SHELF:

- Shelf available in Maple, Walnut and White Oak.
- All standard and custom finishes available.
- For custom wood finishes (to shelf, privacy panels, tables and/or benches), please add one-time upcharge of \$270 List per color per order.
- Laminate shelf available.
- For standard laminates, refer to Standard Finish Card.
- For custom laminates, please contact Customer Service for pricing (to include matching edge finish).
- Please refer to page 13 of the Master Price List for shelf edge finish specifications.
- Shelf depth is 12".
- Shelf stands 30" from the floor for seated heights and 40" for standing heights.
- 150 lbs. maximum weight allowance (regardless of size).
- Metal support posts available in standard and premium finishes.
- Metal support posts will match standard finish legs unless otherwise specified.
- For premium metal finishes, specify color and add respective upcharge as listed on applicable pages.
- Shelf is ordered separately from seating units. Please specify immediately following applicable seating unit.
- Field installation required.

INFINIUM

designed by michael bemis



SIN #711-16

BENCHES:

- Offered individually and select models also available in modular combinations (free-standing applications only).
- Offered fully upholstered or with veneer or laminate body.
- Veneer options include Maple, Walnut and White Oak.
- All standard and custom finishes available.
- For custom wood finishes (to benches, shelf, privacy panels and/or tables), please add one-time upcharge of \$270 List per color per order.
- For standard laminates, refer to Standard Finish Card.
- For custom laminates, please contact Customer Service for pricing.
- Metal legs available in standard and premium finishes.
- For premium metal finishes, please refer to individual pages for applicable upcharge.
- Non-skid glides available for hard surface floors, please refer to individual pages for applicable upcharge.
- Please refer to pages 20-24 for two-tone upholstery examples and yardage requirements.

CONNECTING TABLES:

- Connecting tables include: straight (in-line or end), 20-degree angle, 30-degree angle, 45-degree angle and 90-degree corner table.
- Straight and 20-degree angled tables available in modular combinations as well as free-standing requirements. All other models can only be used in modular configurations (come standard with pre-drilled holes and without legs).
- Three table surface options: veneer, laminate or Corian.
- Veneer available in Maple, Walnut and White Oak.
- All standard and custom wood finishes available.
- For custom wood finishes (to tables, privacy panels, shelf and/or benches), please add one-time upcharge of \$270 List per color per order.
- For standard laminates, refer to Standard Finish Card.
- For custom laminates, please contact Customer Service for pricing.
- For Corian top, specify “-CO” next to model number. Corian top is affixed to table top surface increasing overall table height by 1/2”.
- Corian top available in eight standard colors. For non-standard colors, please contact Customer Service for pricing.
- **Table with Corian or laminate top, wood body species and finish selection must be specified.**
- Metal legs available in standard and premium finishes.

CONNECTING TABLES CONTINUED:

- For premium metal finishes, please refer to individual pages for applicable upcharge.
- Non-skid glides available for hard surface floors, please refer to individual pages for applicable upcharge.

CORIAN® COLORS:

Designer White	Sahara (T)
Rain Cloud	Sonora
Linen	Platinum (T)
Witch Hazel	Deep Night Sky

T = Terra Collection from Dupont.

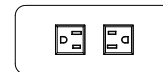
Corian® is a registered trademark of Dupont.

POWER UNITS:

- Available on individual arm and armless lounge, love seat and sofa models as well as tables.
- PB1 and PB2 dimensions: 5³/₄" W x 2¹/₂" D
- PB3 dimensions: 6¹/₂" W x 2¹/₂" D
- Metallic silver finish with 108" electrical cord.
- UL listed.
- Unit is affixed to right side of seating units, as seated, unless otherwise specified.
- Unit will be positioned in the center of tables, 5" from the rear, as standard, unless otherwise specified.



PB1



PB2



PB3

- PB1 unit features one outlet and two USB charging ports.
- PB2 unit features two outlets.
- PB3 unit features two outlets and two USB charging ports.
- PP1, PP2 and PP3 Portal Power units also available.

MODULAR ARRANGEMENTS (DOES NOT APPLY TO BENCHES):

- Ganging units, for both seating and tables, come standard with pre-drilled holes to accept linking connectors.
- For seat-to-table connections, units are bolted together via the connecting tables for easy, and discrete assembly. No tools or additional hardware required.
- To connect seating units together, a ganging leg is utilized in order to reduce the overall quantity of legs.
- **Note: Please include layout drawings or sketch with order.**
- Field assembly required.

NOTES:

- Available individually or in modular combinations.
- **For modular arrangements, a layout drawing or sketch must accompany each order.**
- Refer to pages 20-24 for two-tone upholstery examples and yardage requirements.

SPECIFY:

1. Model number
2. Leg finish
3. Upholstery selection
4. Options, as applicable

ORDERING EXAMPLE:


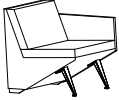
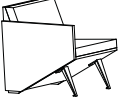
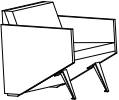
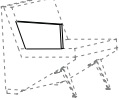
#3201-PB1
 Mid-Back Lounge, Armless
 Power Band 1
 Leg Finish
 Upholstery Selection

INFINIUM

designed by michael bemis



SIN #711-16

MODEL NUMBER	PRODUCT SPECIFICATIONS	FABRIC GRADES								LEATHER GRADES			
		COM	1	2	COL			7	8	L1	L2	L3	
3201 	Mid-Back Lounge Chair, Armless W 30 D 29 ¹ / ₂ H 30 ¹ / ₂ Seat Height 17 ¹ / ₂ Inside Seat Width 30 Inside Seat Depth 19 ¹ / ₂ 4 yds. COL 80 sq. ft. 51 lbs. TB 133, add \$184 List	1240	1451	1503	1592	1681	1766	1855	1939	2028	2436	2735	3026
3201-LA 	Mid-Back Lounge, Left End Arm (as seated) W 31 ¹ / ₂ D 29 ¹ / ₂ H 30 ¹ / ₂ 5 ¹ / ₄ yds. COL 105 sq. ft. 66 lbs. TB 133, add \$242 List	1390	1666	1735	1852	1968	2080	2196	2308	2424	2960	3352	3734
3201-RA 	Mid-Back Lounge, Right End Arm (as seated) W 31 ¹ / ₂ D 29 ¹ / ₂ H 30 ¹ / ₂ 5 ¹ / ₄ yds. COL 105 sq. ft. 66 lbs. TB 133, add \$242 List	1390	1666	1735	1852	1968	2080	2196	2308	2424	2960	3352	3734
3201-LR 	Mid-Back Lounge, Left & Right Arm W 33 D 29 ¹ / ₂ H 30 ¹ / ₂ 6 ¹ / ₂ yds. COL 130 sq. ft. 81 lbs. TB 133, add \$299 List	1540	1882	1967	2112	2256	2394	2538	2676	2821	3484	3970	4442
3201-IAM 	Mid-Back Intermediate Arm (per arm) 1/2 yd. COL 10 sq. ft. TB 133, add \$23 List	100	127	133	144	156	166	177	188	199	250	287	324

OPTIONS

MODEL	DESCRIPTION	LIST
-NS2	Non-Skid Glides (2 rear and 2 front legs)	20
-MB	Moisture Barrier, Seat Only (per lounge chair)	73
-PF1	Leg Premium Finish (2 rear and 2-3 front legs)	125
-PB1	Power Band 1 (one power, two USB)	385
-PB2	Power Band 2 (dual power)	300
-PB3	Power Band 3 (dual power, two USB)	400
-PP1	Portal Power 1 (one power, one data)	570
-PP2	Portal Power 2 (dual power)	505
-PP3	Portal Power 3 (one power, two USB)	600

INFINIUM

designed by michael bemis

NOTES:

- Shelf and privacy panels ordered separately. Please specify immediately following applicable seating unit.
- 40" high shelf can only be specified together with privacy panel and headrest.
- **For modular arrangements, a layout drawing or sketch must accompany each order.**

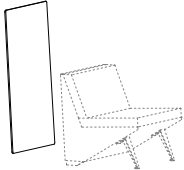
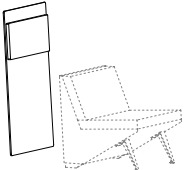
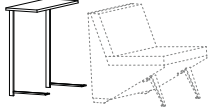
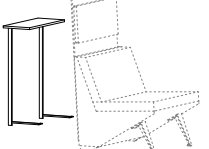
SPECIFY:

1. Model number
2. Wood species, as applicable
3. Wood finish, as applicable
4. Shelf post finish, as applicable
5. Upholstery selection, as applicable

ORDERING EXAMPLE:

#3201-PB1
 Mid-Back Lounge, Armless
 Power Band 1
 Leg Finish
 Upholstery Selection
PR1U-HR1
 Lounge Chair Privacy Panel with
 Headrest
 Privacy Panel Finish
 Headrest Upholstery
HS1
 Lounge Chair Shelf, 40" High
 Shelf Wood Species
 Shelf Post Finish

SIN #711-16

MODEL NUMBER	PRODUCT SPECIFICATIONS	PRIVACY PANEL MATERIAL	COM	FABRIC GRADES								LEATHER GRADES			
				1	2	COL			4	5	6	7	8	L1	L2
PR1U (UPHOLSTERED) PR1V (VENEER) PR1L (LAMINATE) PR1W (WHITEBOARD) 	Lounge Privacy Panel W 29 ¹ / ₄ H 48 15 lbs. 2 ³ / ₄ yds. COL 55 sq. ft. TB 133, add \$127 List	upholstered	499	644	680	741	802	861	922	980	1041	1322	1527	1727	
		veneer or laminate	904												
		whiteboard	904												
PR1U-HR1 (UPHOLSTERED) PR1V-HR1 (VENEER) PR1L-HR1 (LAMINATE) PR1W-HR1 (WHITEBOARD) 	Lounge Chair Privacy Panel with Headrest W 29 ¹ / ₄ H 48 16 lbs. Upholstered Panel & Headrest*: 3 ¹ / ₂ yds. COL 70 sq. ft. TB 133, add \$161 List *refer to page 24 for two-tone requirements Non-Upholstered Panel & Headrest: 3/4 yd. COL 15 sq. ft. TB 133, add \$35 List	upholstered	554	738	784	862	940	1014	1092	1166	1244	1601	1862	2117	
		veneer or laminate	959	999	1009	1025	1042	1058	1075	1091	1107	1184	1240	1294	
		whiteboard	959	999	1009	1025	1042	1058	1075	1091	1107	1184	1240	1294	
MS1 	Lounge Chair Shelf, 30" High W 28 ¹ / ₂ D 12 H 30 18 lbs. Available in Veneer or Laminate		511												
HS1 	Lounge Chair Shelf, 40" High Only available together with privacy panel and headrest W 28 ¹ / ₂ D 12 H 40 21 lbs. Available in Veneer or Laminate		519												

OPTIONS

MODEL	DESCRIPTION	LIST
-PF2	Shelf Post Premium Finish	75

NOTES:

- Available individually or in modular combinations.
- **For modular arrangements, a layout drawing or sketch must accompany each order.**
- Refer to pages 20-24 for two-tone upholstery examples and yardage requirements.

SPECIFY:

1. Model number
2. Leg finish
3. Upholstery selection
4. Options, as applicable

ORDERING EXAMPLE:

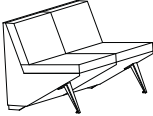
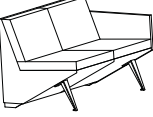
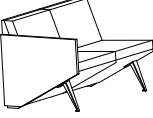
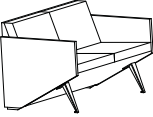
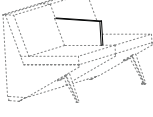
#3202-PP1
 Mid-Back Love Seat, Armless
 Portal Power 1
 Leg Finish
 Upholstery Selection

INFINIUM

designed by michael bemis



SIN #711-16

MODEL NUMBER	PRODUCT SPECIFICATIONS	FABRIC GRADES								LEATHER GRADES			
		COM	1	2	COL			7	8	L1	L2	L3	
3202 	Mid-Back Love Seat, Armless W 60 D 29 ¹ / ₂ H 30 ¹ / ₂ Seat Height 17 ¹ / ₂ Inside Seat Width 60 Inside Seat Depth 19 ¹ / ₂ 7 ¹ / ₂ yds. COL 150 sq. ft. 86 lbs. TB 133, add \$345 List	1707	2101	2200	2367	2533	2692	2859	3018	3185	3950	4510	5056
3202-LA 	Mid-Back Love Seat, Left End Arm (as seated) W 61 ¹ / ₂ D 29 ¹ / ₂ H 30 ¹ / ₂ 8 ³ / ₄ yds. COL 175 sq. ft. 101 lbs. TB 133, add \$403 List	1857	2317	2432	2626	2821	3006	3201	3386	3581	4473	5127	5764
3202-RA 	Mid-Back Love Seat, Right End Arm (as seated) W 61 ¹ / ₂ D 29 ¹ / ₂ H 30 ¹ / ₂ 8 ³ / ₄ yds. COL 175 sq. ft. 101 lbs. TB 133, add \$403 List	1857	2317	2432	2626	2821	3006	3201	3386	3581	4473	5127	5764
3202-LR 	Mid-Back Love Seat, Left & Right Arm W 63 D 29 ¹ / ₂ H 30 ¹ / ₂ 10 yds. COL 200 sq. ft. 116 lbs. TB 133, add \$460 List	2007	2533	2664	2886	3108	3320	3543	3755	3977	4997	5744	6472
3201-IAM 	Mid-Back Intermediate Arm (per arm) 1/2 yd. COL 10 sq. ft. TB 133, add \$23 List	100	127	133	144	156	166	177	188	199	250	287	324

OPTIONS

MODEL	DESCRIPTION	LIST
-NS2	Non-Skid Glides (2 rear and 2 front legs)	20
-MB	Moisture Barrier, Seat Only (per love seat)	145
-PF1	Leg Premium Finish (2 rear and 2-3 front legs)	125
-PB1	Power Band 1 (one power, two USB)	385
-PB2	Power Band 2 (dual power)	300
-PB3	Power Band 3 (dual power, two USB)	400
-PP1	Portal Power 1 (one power, one data)	570
-PP2	Portal Power 2 (dual power)	505
-PP3	Portal Power 3 (one power, two USB)	600

INFINIUM

designed by michael bemis



NOTES:

- Shelf and privacy panels ordered separately. Please specify immediately following applicable seating unit.
- 40" high shelf can only be specified together with privacy panel and headrest.
- **For modular arrangements, a layout drawing or sketch must accompany each order.**

SPECIFY:

1. Model number
2. Wood species, as applicable
3. Wood finish, as applicable
4. Shelf post finish, as applicable
5. Upholstery selection, as applicable

ORDERING EXAMPLE:

#3202-PP1
 Mid-Back Love Seat, Armless
 Portal Power 1
 Leg Finish
 Upholstery Selection

#PR2U-HR2
 Love Seat Privacy Panel with
 Headrest
 Privacy Panel Finish
 Headrest Upholstery

SIN #711-16

MODEL NUMBER	PRODUCT SPECIFICATIONS	PRIVACY PANEL MATERIAL	COM	FABRIC GRADES								LEATHER GRADES			
				1	2	COL			6	7	8	L1	L2	L3	
PR2U (UPHOLSTERED) PR2V (VENEER) PR2L (LAMINATE) PR2W (WHITEBOARD)	Love Seat Privacy Panel W 59 ¹ / ₄ H 48 32 lbs. 5 ¹ / ₂ yds. COL 110 sq. ft. TB 133, add \$253 List	upholstered	608	897	970	1092	1214	1331	1453	1570	1692	2253	2664	3064	
		veneer or laminate	1244												
		whiteboard	1244												
PR2U-HR2 (UPHOLSTERED) PR2V-HR2 (VENEER) PR2L-HR2 (LAMINATE) PR2W-HR2 (WHITEBOARD)	Love Seat Privacy Panel with Headrest W 59 ¹ / ₄ H 48 32 lbs. Upholstered Panel & Headrest*: 6 ³ / ₄ yds. COL 135 sq. ft. TB 133, add \$311 List *refer to page 24 for two-tone requirements Non-Upholstered Panel & Headrest: 1 ¹ / ₄ yds. COL 25 sq. ft. TB 133, add \$58 List	upholstered	718	1073	1162	1312	1462	1605	1755	1898	2048	2736	3241	3732	
		veneer or laminate	1354	1420	1437	1464	1492	1519	1546	1573	1601	1728	1822	1913	
		whiteboard	1354	1420	1437	1464	1492	1519	1546	1573	1601	1728	1822	1913	
MS2	Love Seat Shelf, 30" High W 58 ¹ / ₂ D 12 H 30 36 lbs. Available in Veneer or Laminate		613												
HS2	Love Seat Shelf, 40" Height Only available together with privacy panel and headrest W 58 ¹ / ₂ D 12 H 40 40 lbs. Available in Veneer or Laminate		621												

OPTIONS

MODEL	DESCRIPTION	LIST
-PF2	Shelf Post Premium Finish	75

NOTES:

- Available individually or in modular combinations.
- **For modular arrangements, a layout drawing or sketch must accompany each order.**
- Refer to pages 20-24 for two-tone upholstery examples and yardage requirements.

SPECIFY:

1. Model number
2. Leg finish
3. Upholstery selection
4. Options, as applicable

ORDERING EXAMPLE:

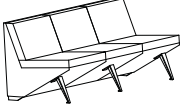
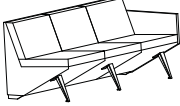
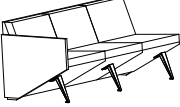
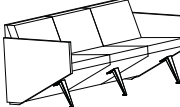
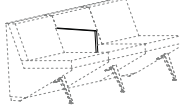
#3203-RA
 Mid-Back Sofa, Right Arm
 Leg Finish
 Upholstery Selection

INFINIUM

designed by michael bemis



SIN #711-16

MODEL NUMBER	PRODUCT SPECIFICATIONS	FABRIC GRADES									LEATHER GRADES		
		COM	1	2	COL			6	7	8	L1	L2	L3
3203 	Mid-Back Sofa, Armless W 90 ¹ / ₄ D 29 ¹ / ₂ H 30 ¹ / ₂ Seat Height 17 ¹ / ₂ Inside Seat Width 90 ¹ / ₄ Inside Seat Depth 19 ¹ / ₂ 11 yds. COL 220 sq. ft. 133 lbs. TB 133, add \$506 List	2320	2898	3043	3287	3531	3765	4009	4243	4487	5609	6431	7231
3203-LA 	Mid-Back Sofa, Left End Arm (as seated) W 91 ³ / ₄ D 29 ¹ / ₂ H 30 ¹ / ₂ 12 ¹ / ₄ yds. COL 245 sq. ft. 148 lbs. TB 133, add \$564 List	2470	3114	3275	3547	3819	4079	4351	4611	4883	6133	7048	7939
3203-RA 	Mid-Back Sofa, Right End Arm (as seated) W 91 ³ / ₄ D 29 ¹ / ₂ H 30 ¹ / ₂ 12 ¹ / ₄ yds. COL 245 sq. ft. 148 lbs. TB 133, add \$564 List	2470	3114	3275	3547	3819	4079	4351	4611	4883	6133	7048	7939
3203-LR 	Mid-Back Sofa, Left & Right Arm W 93 ¹ / ₄ D 29 ¹ / ₂ H 30 ¹ / ₂ 13 ¹ / ₂ yds. COL 270 sq. ft. 163 lbs. TB 133, add \$621 List	2620	3330	3507	3807	4107	4393	4693	4979	5279	6656	7665	8647
3201-IAM 	Mid-Back Intermediate Arm (per arm) 1/2 yd. COL 10 sq. ft. TB 133, add \$23 List	100	127	133	144	156	166	177	188	199	250	287	324

OPTIONS

MODEL	DESCRIPTION	LIST
-NS3	Non-Skid Glides (2 rear and 3 front legs)	30
-MB	Moisture Barrier, Seat Only (per sofa)	215
-PF1	Leg Premium Finish (2 rear and 2-3 front legs)	125
-PB1	Power Band 1 (one power, two USB)	385
-PB2	Power Band 2 (dual power)	300
-PB3	Power Band 3 (dual power, two USB)	400
-PP1	Portal Power 1 (one power, one data)	570
-PP2	Portal Power 2 (dual power)	505
-PP3	Portal Power 3 (one power, two USB)	600

INFINIUM

designed by michael bemis



NOTES:

- Shelf and privacy panels ordered separately. Please specify immediately following applicable seating unit.
- 40" high shelf can only be specified together with privacy panel and headrest.
- **For modular arrangements, a layout drawing or sketch must accompany each order.**

SPECIFY:

1. Model number
2. Wood species, as applicable
3. Wood finish, as applicable
4. Shelf post finish, as applicable
5. Upholstery selection, as applicable

ORDERING EXAMPLE:

#3203-RA
Mid-Back Sofa, Right Arm
Leg Finish
Upholstery Selection

#MS3
Sofa Shelf
Shelf Wood Species
Shelf Wood Finish
Shelf Post Finish

SIN #711-16

MODEL NUMBER	PRODUCT SPECIFICATIONS	PRIVACY PANEL MATERIAL	COM	FABRIC GRADES								LEATHER GRADES			
				1	2	COL			4	5	6	7	8	L1	L2
PR3U (UPHOLSTERED) PR3V (VENEER) PR3L (LAMINATE) PR3W (WHITEBOARD)	Sofa Privacy Panel W 89 ¹ / ₄ H 48 49 lbs. 8 ¹ / ₄ yds. COL 165 sq. ft. TB 133, add \$380 List	upholstered	777	1211	1319	1502	1686	1861	2044	2219	2402	3244	3861	4460	
		veneer or laminate	1798												
		whiteboard	1798												
PR3U-HR3 (UPHOLSTERED) PR3V-HR3 (VENEER) PR3L-HR3 (LAMINATE) PR3W-HR3 (WHITEBOARD)	Sofa Privacy Panel with Headrest W 89 ¹ / ₄ H 48 49 lbs. Upholstered Panel & Headrest: 9 ³ / ₄ yds. COL 195 sq. ft. TB 133, add \$449 List *refer to page 24 for two-tone requirements Non-Upholstered Panel & Headrest: 1 ¹ / ₂ yds. COL 30 sq. ft. TB 133, add \$69 List	upholstered	942	1455	1583	1799	2016	2223	2439	2646	2863	3857	4586	5295	
		veneer or laminate	1963	2042	2062	2095	2129	2160	2194	2226	2259	2412	2524	2633	
		whiteboard	1963	2042	2062	2095	2129	2160	2194	2226	2259	2412	2524	2633	
MS3	Sofa Shelf, 30" High W 88 ¹ / ₂ D 12 H 30 55 lbs. Available in Veneer or Laminate		676												
HS3	Sofa Shelf, 40" Height Only available together with privacy panel and headrest W 88 ¹ / ₂ D 12 H 40 60 lbs. Available in Veneer or Laminate		684												

OPTIONS

MODEL	DESCRIPTION	LIST
-PF2	Shelf Post Premium Finish	75

NOTES:

- Available individually or in modular combinations.
- For modular arrangements, a layout drawing or sketch must accompany each order.**
- Refer to pages 20-24 for two-tone upholstery examples and yardage requirements.

SPECIFY:

- Model number
- Leg finish
- Upholstery selection
- Options, as applicable

ORDERING EXAMPLE:





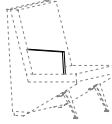
#3206
 High Back Lounge, Armless
 Leg Finish
 Upholstery Selection

INFINIUM

designed by michael bemis



SIN #711-16

MODEL NUMBER	PRODUCT SPECIFICATIONS	FABRIC GRADES								LEATHER GRADES			
		COM	1	2	COL			6	7	8	L1	L2	L3
3206 	High Back Lounge Chair, Armless W 30 D 29 ¹ / ₂ H 40 ¹ / ₂ Seat Height 17 ¹ / ₂ Inside Seat Width 30 ¹ / ₂ Inside Seat Depth 19 ¹ / ₂ 5 yds. COL 100 sq. ft. 55 lbs. TB 133, add \$230 List	1344	1607	1673	1784	1895	2001	2112	2218	2329	2839	3213	3577
3206-LA 	High Back Lounge, Left End Arm (as seated) W 31 ¹ / ₂ D 29 ¹ / ₂ H 40 ¹ / ₂ 6 ¹ / ₄ yds. COL 125 sq. ft. 70 lbs. TB 133, add \$288 List	1494	1823	1905	2044	2183	2315	2454	2587	2725	3363	3830	4285
3206-RA 	High Back Lounge, Right End Arm (as seated) W 31 ¹ / ₂ D 29 ¹ / ₂ H 40 ¹ / ₂ 6 ¹ / ₄ yds. COL 125 sq. ft. 70 lbs. TB 133, add \$288 List	1494	1823	1905	2044	2183	2315	2454	2587	2725	3363	3830	4285
3206-LR 	High Back Lounge, Left & Right Arm W 33 D 29 ¹ / ₂ H 40 ¹ / ₂ 7 ¹ / ₂ yds. COL 150 sq. ft. 85 lbs. TB 133, add \$345 List	1644	2038	2137	2304	2470	2629	2796	2955	3122	3887	4447	4993
3206-IAH 	High Back Intermediate Arm (per arm) 1/2 yd. COL 10 sq. ft. TB 133, add \$23 List	100	127	133	144	156	166	177	188	199	250	287	324

OPTIONS

MODEL	DESCRIPTION	LIST
-NS2	Non-Skid Glides (2 rear and 2 front legs)	20
-MB	Moisture Barrier, Seat Only (per lounge chair)	73
-PF1	Leg Premium Finish (2 rear and 2-3 front legs)	125
-PB1	Power Band 1 (one power, two USB)	385
-PB2	Power Band 2 (dual power)	300
-PB3	Power Band 3 (dual power, two USB)	400
-PP1	Portal Power 1 (one power, one data)	570
-PP2	Portal Power 2 (dual power)	505
-PP3	Portal Power 3 (one power, two USB)	600

INFINIUM

designed by michael bemis

NOTES:

- Shelf and privacy panels ordered separately.
- **For modular arrangements, a layout drawing or sketch must accompany each order.**

SPECIFY:

1. Model number
2. Wood species, as applicable
3. Wood finish, as applicable
4. Shelf post finish, as applicable
5. Upholstery selection, as applicable

ORDERING EXAMPLE:

#3206

High Back Lounge, Armless
Leg Finish
Upholstery Selection

PR1V

Lounge Privacy Panel, Veneer
Panel Wood Species
Panel Wood Finish

SIN #711-16

MODEL NUMBER	PRODUCT SPECIFICATIONS	PRIVACY PANEL MATERIAL	COM	FABRIC GRADES								LEATHER GRADES		
				1	2	COL			6	7	8	L1	L2	L3
PR1U (UPHOLSTERED) PR1V (VENEER) PR1L (LAMINATE) PR1W (WHITEBOARD)	Lounge Chair Privacy Panel W 29 ¹ / ₄ H 48 16 lbs. 2 ³ / ₄ yds. COL 55 sq. ft. TB 133, add \$127 List	upholstered	499	644	680	741	802	861	922	980	1041	1322	1527	1727
		veneer or laminate	904											
		whiteboard	904											
MS1	Lounge Chair Shelf, 30" High W 28 ¹ / ₂ D 12 H 30 18 lbs. Available in Veneer or Laminate		511											
HS1	Lounge Chair Shelf, 40" High W 28 ¹ / ₂ D 12 H 40 21 lbs. Available in Veneer or Laminate		519											

OPTIONS

MODEL	DESCRIPTION	LIST
-PF2	Shelf Post Premium Finish	75

NOTES:

- Available individually or in modular combinations.
- **For modular arrangements, a layout drawing or sketch must accompany each order.**
- Refer to pages 20-24 for two-tone upholstery examples and yardage requirements.

SPECIFY:

1. Model number
2. Leg finish
3. Upholstery selection
4. Options, as applicable

ORDERING EXAMPLE:

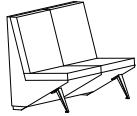
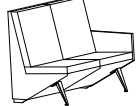
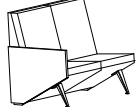
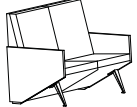

#3207-PF1
 High Back Love Seat, Armless
 Premium Leg Finish
 Upholstery Selection

INFINIUM

designed by michael bemis



SIN #711-16

MODEL NUMBER	PRODUCT SPECIFICATIONS	FABRIC GRADES								LEATHER GRADES			
		COM	1	2	COL			6	7	8	L1	L2	L3
3207 	High Back Love Seat, Armless W 60 D 29 ¹ / ₂ H 40 ¹ / ₂ Seat Height 17 ¹ / ₂ Inside Seat Width 60 Inside Seat Depth 19 ¹ / ₂ 8 ³ / ₄ yds. COL 175 sq. ft. 107 lbs. TB 133, add \$403 List	1863	2323	2438	2632	2827	3012	3207	3392	3587	4479	5133	5770
3207-LA 	High Back Love Seat, Left End Arm (as seated) W 61 ¹ / ₂ D 29 ¹ / ₂ H 40 ¹ / ₂ 10 yds. COL 200 sq. ft. 122 lbs. TB 133, add \$460 List	2013	2539	2670	2892	3114	3326	3549	3761	3983	5003	5750	6478
3207-RA 	High Back Love Seat, Right End Arm (as seated) W 61 ¹ / ₂ D 29 ¹ / ₂ H 40 ¹ / ₂ 10 yds. COL 200 sq. ft. 122 lbs. TB 133, add \$460 List	2013	2539	2670	2892	3114	3326	3549	3761	3983	5003	5750	6478
3207-LR 	High Back Love Seat, Left & Right Arm W 63 D 29 ¹ / ₂ H 40 ¹ / ₂ 11 ¹ / ₄ yds. COL 225 sq. ft. 137 lbs. TB 133, add \$518 List	2163	2754	2902	3152	3402	3641	3891	4129	4379	5527	6368	7186
3206-IAH 	High Back Intermediate Arm (per arm) 1/2 yd. COL 10 sq. ft. TB 133, add \$23 List	100	127	133	144	156	166	177	188	199	250	287	324

OPTIONS

MODEL	DESCRIPTION	LIST
-NS2	Non-Skid Glides (2 rear and 2 front legs)	20
-MB	Moisture Barrier, Seat Only (per love seat)	145
-PF1	Leg Premium Finish (2 rear and 2-3 front legs)	125
-PB1	Power Band 1 (one power, two USB)	385
-PB2	Power Band 2 (dual power)	300
-PB3	Power Band 3 (dual power, two USB)	400
-PP1	Portal Power 1 (one power, one data)	570
-PP2	Portal Power 2 (dual power)	505
-PP3	Portal Power 3 (one power, two USB)	600

INFINIUM

designed by michael bemis

NOTES:

- Shelf and privacy panels ordered separately.
- **For modular arrangements, a layout drawing or sketch must accompany each order.**

SPECIFY:

1. Model number
2. Wood species, as applicable
3. Wood finish, as applicable
4. Shelf post finish, as applicable
5. Upholstery selection, as applicable

ORDERING EXAMPLE:

#3207-PF1
 High Back Love Seat, Armless
 Premium Leg Finish
 Upholstery Selection

#HS2-PF2
 Love Seat Shelf, 42" Height
 Shelf Wood Species
 Shelf Wood Finish
 Shelf Post Premium Finish

SIN #711-16

MODEL NUMBER	PRODUCT SPECIFICATIONS	PRIVACY PANEL MATERIAL	COM	FABRIC GRADES								LEATHER GRADES			
				1	2	COL			6	7	8	L1	L2	L3	
PR2U (UPHOLSTERED) PR2V (VENEER) PR2L (LAMINATE) PR2W (WHITEBOARD)	Love Seat Privacy Panel W 59 ¹ / ₄ H 48 32 lbs. 5 ¹ / ₂ yds. COL 110 sq. ft. TB 133, add \$253 List	upholstered	608	897	970	1092	1214	1331	1453	1570	1692	2253	2664	3064	
		veneer or laminate	1244												
		whiteboard	1244												
MS2	Love Seat Shelf, 30" Height W 58 ¹ / ₂ D 12 H 30 36 lbs. Available in Veneer or Laminate		613												
HS2	Love Seat Shelf, 40" Height W 58 ¹ / ₂ D 12 H 40 40 lbs. Available in Veneer or Laminate		621												

OPTIONS

MODEL	DESCRIPTION	LIST
-PF2	Shelf Post Premium Finish	75

NOTES:

- Available individually or in modular combinations.
- For modular arrangements, a layout drawing or sketch must accompany each order.**
- Refer to pages 20-24 for two-tone upholstery examples and yardage requirements.

SPECIFY:

- Model number
- Leg finish
- Upholstery selection
- Options, as applicable

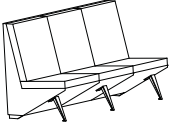
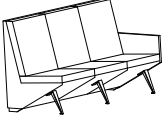
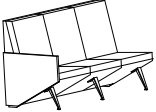
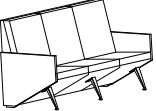
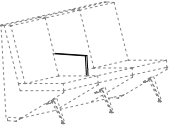
ORDERING EXAMPLE:

#3208-LR
 High Back Lounge, Left and Right Arm
 Leg Finish
 Upholstery Selection

INFINIUM

designed by michael bemis

SIN #711-16

MODEL NUMBER	PRODUCT SPECIFICATIONS	FABRIC GRADES								LEATHER GRADES		
		COM	1	2	COL			6	7	8	L1	L2
 <p>3208 High Back Sofa, Armless W 90¹/₄ D 29¹/₂ H 40¹/₂ Seat Height 17¹/₂ Inside Seat Width 90¹/₄ Inside Seat Depth 19¹/₂ 12¹/₂ yds. COL 250 sq. ft. 158 lbs. TB 133, add \$575 List</p>	2488	3145	3309	3587	3865	4130	4407	4673	4950	6225	7160	8069
 <p>3208-LA High Back Sofa, Left End Arm (as seated) W 91³/₄ D 29¹/₂ H 40¹/₂ 13³/₄ yds. COL 275 sq. ft. 173 lbs. TB 133, add \$633 List</p>	2638	3361	3541	3847	4152	4444	4749	5041	5347	6749	7777	8777
 <p>3208-RA High Back Sofa, Right End Arm (as seated) W 91³/₄ D 29¹/₂ H 40¹/₂ 13³/₄ yds. COL 275 sq. ft. 173 lbs. TB 133, add \$633 List</p>	2638	3361	3541	3847	4152	4444	4749	5041	5347	6749	7777	8777
 <p>3208-LR High Back Sofa, Left & Right Arm W 93¹/₄ D 29¹/₂ H 40¹/₂ 15 yds. COL 300 sq. ft. 188 lbs. TB 133, add \$690 List</p>	2788	3576	3773	4107	4440	4758	5091	5409	5743	7273	8394	9485
 <p>3206-IAH High Back Intermediate Arm (per arm) 1/2 yd. COL 10 sq. ft. TB 133, add \$23 List</p>	100	127	133	144	156	166	177	188	199	250	287	324

OPTIONS

MODEL	DESCRIPTION	LIST
-NS3	Non-Skid Glides (2 rear and 3 front legs)	30
-MB	Moisture Barrier, Seat Only (per sofa)	215
-PF1	Leg Premium Finish (2 rear and 2-3 front legs)	125
-PB1	Power Band 1 (one power, two USB)	385
-PB2	Power Band 2 (dual power)	300
-PB3	Power Band 3 (dual power, two USB)	400
-PP1	Portal Power 1 (one power, one data)	570
-PP2	Portal Power 2 (dual power)	505
-PP3	Portal Power 3 (one power, two USB)	600

INFINIUM

designed by michael bemis

NOTES:

- Shelf and privacy panels ordered separately.
- **For modular arrangements, a layout drawing or sketch must accompany each order.**

SPECIFY:

1. Model number
2. Wood species, as applicable
3. Wood finish, as applicable
4. Shelf post finish, as applicable
5. Upholstery selection, as applicable

ORDERING EXAMPLE:

#3208-LR
High Back Sofa, Left and Right Arm
Leg Finish
Upholstery Selection

#PR3W
Sofa Privacy Panel, Whiteboard

SIN #711-16

MODEL NUMBER	PRODUCT SPECIFICATIONS	PRIVACY PANEL MATERIAL	COM	FABRIC GRADES								LEATHER GRADES			
				1	2	COL			6	7	8	L1	L2	L3	
PR3U (UPHOLSTERED) PR3V (VENEER) PR3L (LAMINATE) PR3W (WHITEBOARD)	Sofa Privacy Panel W 89 ¹ / ₄ H 48 49 lbs. 8 ¹ / ₄ yds. COL 165 sq. ft. TB 133, add \$380 List	upholstered	777	1211	1319	1502	1686	1861	2044	2219	2402	3244	3861	4460	
		veneer or laminate	1798												
		whiteboard	1798												
MS3	Sofa Shelf, 30" High W 88 ¹ / ₂ D 12 H 30 55 lbs. Available in Veneer or Laminate		676												
HS3	Sofa Shelf, 40" High W 88 ¹ / ₂ D 12 H 42 60 lbs. Available in Veneer or Laminate		684												

OPTIONS

MODEL	DESCRIPTION	LIST
-PF2	Shelf Post Premium Finish	75

NOTES:

- Straight and tapered benches available individually, or group together to create larger seating arrangements.
- Benches can also be used in modular configurations for ancillary seating (free-standing applications only, benches do not gang with lounge units or tables).
- Refer to page 24 for two-tone upholstery examples and yardage requirements.

SPECIFY:

1. Model number
2. Wood species, as applicable
3. Wood finish, as applicable
4. Leg finish
5. Upholstery selection
6. Options, as applicable

ORDERING EXAMPLE:

#3220-18-PF1

Straight Bench
Wood Species
Wood Finish
Premium Leg Finish
Upholstery Selection

INFINIUM

designed by michael bemis



SIN #711-16

MODEL NUMBER	PRODUCT SPECIFICATIONS	FABRIC GRADES								LEATHER GRADES			
		COM	1	2	COL 3	4	5	6	7	8	L1	L2	L3
3220-18-U 	Straight Bench with Upholstered Seat and Upholstered Body W 18 D 27 ¹ / ₄ H 17 ¹ / ₂ 2 yds. 40 lbs. COL 40 Sq. Ft. TB 133, add \$92 List	888	994	1020	1064	1109	1151	1196	1238	1282	1486	1636	1781
3220-18-V 	Straight Bench with Upholstered Seat and Veneer or Laminate Body W 18 D 27 ¹ / ₄ H 17 ¹ / ₂ 3/4 yd. 40 lbs. COL 15 Sq. Ft. TB 133, add \$35 List	1034	1074	1084	1100	1117	1133	1150	1166	1182	1259	1315	1369
3220-20L-U 	Angled Bench, Tapered Left (as seated) with Upholstered Seat and Body W 18 D 27 ¹ / ₄ H 17 ¹ / ₂ 2 yds. 32 lbs. COL 40 Sq. Ft. TB 133, add \$92 List	783	889	915	959	1004	1046	1091	1133	1177	1381	1531	1676
3220-20R-U 	Angled Bench, Tapered Right (as seated) with Upholstered Seat and Body W 18 D 27 ¹ / ₄ H 17 ¹ / ₂ 2 yds. 32 lbs. COL 40 Sq. Ft. TB 133, add \$92 List	783	889	915	959	1004	1046	1091	1133	1177	1381	1531	1676
3220-20L-V 	Angled Bench, Tapered Left (as seated) with Upholstered Seat and Veneer or Laminate Body W 18 D 27 ¹ / ₄ H 17 ¹ / ₂ 3/4 yds. 32 lbs. COL 15 Sq. Ft. TB 133, add \$35 List	942	982	992	1008	1025	1041	1058	1074	1090	1167	1223	1277
3220-20R-V 	Angled Bench, Tapered Right (as seated) with Upholstered Seat and Veneer or Laminate Body W 18 D 27 ¹ / ₄ H 17 ¹ / ₂ 3/4 yds. 32 lbs. COL 15 Sq. Ft. TB 133, add \$35 List	942	982	992	1008	1025	1041	1058	1074	1090	1167	1223	1277

OPTIONS

MODEL	DESCRIPTION	LIST
-NS1	Non-Skid Glides (2 rear and 1 front leg)	10
-NS2	Non-Skid Glides (2 rear and 2 front legs)	20
-MB	Moisture Barrier, Seat Only	45
-PF3	Leg Premium Finish (2 rear and 1 front leg)	63
-PF1	Leg Premium Finish (2 rear and 2 front legs)	125

INFINIUM

designed by michael bemis



NOTES:

- Refer to page 24 for two-tone upholstery examples and yardage requirements.

SPECIFY:

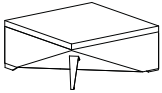

1. Model number
2. Wood species, as applicable
3. Wood finish, as applicable
4. Upholstery selection, as applicable
5. Options, as applicable

ORDERING EXAMPLE:

#3220-3636-U-NS1

36" Square Bench
Non-Skid Glides
Premium Leg Finish
Upholstery Selection

SIN #711-16

MODEL NUMBER	PRODUCT SPECIFICATIONS	FABRIC GRADES								LEATHER GRADES			
		COM	1	2	COL			6	7	8	L1	L2	L3
3220-3636-U 	36" Square Bench with Upholstered Seat and Body W 36 D 36 H 17 4 ¹ / ₂ yds. 83 lbs. COL 90 Sq. Ft. TB 133, add \$207 List	1144	1381	1440	1540	1640	1735	1835	1931	2031	2490	2826	3153
3220-3636-V 	36" Square Bench with Upholstered Seat and Veneer or Laminate Body W 36 D 36 H 17 1 ³ / ₄ yds. 83 lbs. COL 35 Sq. Ft. TB 133, add \$81 List	1339	1431	1454	1493	1532	1569	1608	1645	1684	1863	1993	2121

OPTIONS

MODEL	DESCRIPTION	LIST
-NS2	Non-Skid Glides (2 rear and 2 front legs)	20
-MB	Moisture Barrier, Seat Only	73
-PF1	Leg Premium Finish (2 rear and 2 front legs)	125

NOTES:

- Available in veneer, laminate or Corian.
- Veneer options include Maple, Walnut and White Oak.
- For Corian top, add “-CO” next to model number and specify color. Corian top is affixed to table top surface increasing overall table height by 1/2”.

SPECIFY:

1. Model number
2. Wood species, as applicable
3. Wood finish, as applicable
4. Options, as applicable

ORDERING EXAMPLE:

#3230-20R-CO-PB1


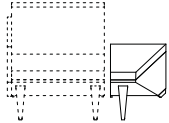
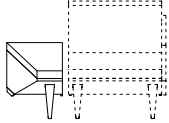

- 20-Degree End Table, Right
- Corian Top
- Power Band 1
- Wood Species
- Wood Finish
- Corian Selection
- Premium Leg Finish
- Upholstery Selection

INFINIUM

designed by michael bemis



SIN #711-11

MODEL NUMBER	PRODUCT SPECIFICATIONS	TABLE TOP FINISH	
		VENEER OR LAMINATE	CORIAN (-CO)
3230-18 	18" Straight Table, Free-Standing W 18 D 27 ^{1/4} H 16 40 lbs.	1154	1704
3230-20L 	20-Degree Angled End Table, Free-Standing, Tapered Left (as seated) W 18 D 27 ^{1/4} H 16 32 lbs.	1083	1476
3230-20R 	20-Degree Angled End Table, Free-Standing, Tapered Right (as seated) W 18 D 27 ^{1/4} H 16 32 lbs.	1083	1476
3230-3636 	36" Square Occasional Table, Free-Standing (has 2 rear and 2 front legs) W 36 D 36 H 16 83 lbs.	1715	3128

OPTIONS

MODEL	DESCRIPTION	LIST
-NS1	Non-Skid Glides (2 rear and 1 front leg)	10
-NS2	Non-Skid Glides (2 rear and 2 front legs)	20
-PF3	Leg Premium Finish (2 rear and 1 front leg)	63
-PF1	Leg Premium Finish (2 rear and 2 front legs)	125
-PB1	Power Band 1 (one power, two USB)	385
-PB2	Power Band 2 (dual power)	300
-PB3	Power Band 3 (two power, two USB)	400
-PP1	Portal Power 1 (one power, one data)	570
-PP2	Portal Power 2 (dual power)	505
-PP3	Portal Power 3 (one power, two USB)	600

INFINIUM

designed by michael bemis



SIN #711-16

NOTES:

- Each unit comes with pre-drilled holes to accept linking connectors.
- Available in veneer, laminate or Corian.
- Veneer options include Maple, Walnut and White Oak.
- For Corian top, add “-CO” next to model number and specify color. Corian top is affixed to table top surface increasing overall table height by 1/2”.
- **For modular arrangements, a layout drawing or sketch must accompany each order.**

SPECIFY:

1. Model number
2. Wood species, as applicable
3. Wood finish, as applicable
4. Options, as applicable

ORDERING EXAMPLE:

#3240-30-CO-PB2
 30-Degree Ganging Table
 Corian Top
 Power Band 2

MODEL NUMBER	PRODUCT SPECIFICATIONS	TABLE TOP FINISH	
		VENEER OR LAMINATE	CORIAN (-CO)
3240-12 	12" Straight In-Line Ganging Table W 12 D 27 ¹ / ₄ H 15 ¹ / ₂ 29 lbs.	823	1236
3240-18 	18" Straight In-Line Ganging Table W 18 D 27 ¹ / ₄ H 15 ¹ / ₂ 33 lbs.	962	1512
3240-30 	30-Degree In-Line Ganging Table W 23 ¹ / ₂ D 26 ¹ / ₂ H 15 ¹ / ₂ 31 lbs.	1055	1487
3240-45 	45-Degree In-Line Ganging Table W 30 D 25 ¹ / ₂ H 15 ¹ / ₂ 39 lbs.	1156	1627
3240-90 	90-Degree In-Line Ganging Corner Table W 47 ¹ / ₂ D 19 ¹ / ₂ H 15 ¹ / ₂ 46 lbs.	1328	1839

OPTIONS

MODEL	DESCRIPTION	LIST
-PB1	Power Band 1 (one power, two USB)	385
-PB2	Power Band 2 (dual power)	300
-PB3	Power Band 3 (two power, two USB)	400
-PP1	Portal Power 1 (one power, one data)	570
-PP2	Portal Power 2 (dual power)	505
-PP3	Portal Power 3 (one power, two USB)	600

NOTES:

- Each unit comes with pre-drilled holes to accept linking connectors.
- Available in veneer, laminate or Corian.
- Veneer options include Maple, Walnut and White Oak.
- For Corian top, add “-CO” next to model number and specify color. Corian top is affixed to table top surface increasing overall table height by 1/2”.
- For modular arrangements, a layout drawing or sketch must accompany each order.

SPECIFY:

1. Model number
2. Wood species, as applicable
3. Wood finish, as applicable
4. Options, as applicable

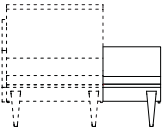
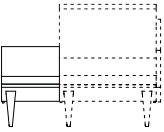
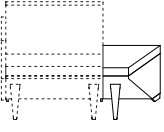
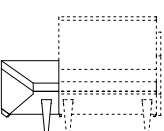
ORDERING EXAMPLE:

#3250-18R
 18" Straight Ganging End Table, Right
 Wood Species
 Wood Finish
 Leg Finish

INFINIUM

designed by michael bemis

SIN #711-16

MODEL NUMBER	PRODUCT SPECIFICATIONS	TABLE TOP FINISH	
		VENEER OR LAMINATE	CORIAN (-CO)
3250-18L 	18" Straight Ganging End Table, Left (as seated) W 18 D 27 ^{1/4} H 17 38 lbs.	1065	1615
3250-18R 	18" Straight Ganging End Table, Right (as seated) W 18 D 27 ^{1/4} H 17 38 lbs.	1065	1615
3250-20L 	20-Degree Angled Ganging End Table, Tapered Left (as seated) W 18 D 27 ^{1/4} H 17 32 lbs.	1049	1442
3250-20R 	20-Degree Angled Ganging End Table, Tapered Right (as seated) W 18 D 27 ^{1/4} H 17 32 lbs.	1049	1442

OPTIONS

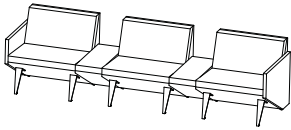
MODEL	DESCRIPTION	LIST
-NS1	Non-Skid Glides (2 rear and 1 front leg)	10
-PF3	Leg Premium Finish (2 rear and 1 front leg)	63
-PB1	Power Band 1 (one power, two USB)	385
-PB2	Power Band 2 (dual power)	300
-PB3	Power Band 3 (two power, two USB)	400
-PP1	Portal Power 1 (one power, one data)	570
-PP2	Portal Power 2 (dual power)	505
-PP3	Portal Power 3 (one power, two USB)	600

INFINIUM

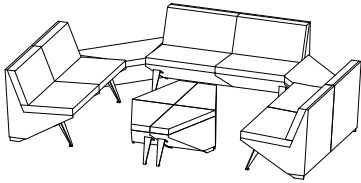
designed by michael bemis

SIN #711-16


CONFIGURATION AND ORDERING EXAMPLES



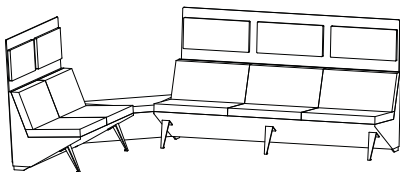
Qty	Model #	Description	COM List
1	3201-RA	Mid-Back Lounge, Right End Arm (as seated)	1,390
1	3201	Mid-Back Lounge, Armless	1,240
1	3201-LA	Mid-Back Lounge, Left End Arm (as seated)	1,390
<u>2</u>	3240-12	12" Straight In-Line Tables, Veneer (\$823 ea.)	<u>1,646</u>
5			5,666



Qty	Model #	Description	COM List
3	3202	Mid-Back Love Seats (\$1,707 ea.)	5,121
2	3240-90	90-Degree Corner Tables, Veneer (\$1,328 ea.)	2,656
2	3220-20R-U	Angled Bench Tapered Right (\$783 ea.)	1,566
<u>2</u>	3220-20L-U	Angled Bench Tapered Left (\$783 ea.)	<u>1,566</u>
9			10,909



Qty	Model #	Description	COM List
4	3206	High Back Lounge (\$1,344 ea.)	5,376
<u>3</u>	3240-30	30-Degree In-Line Table (\$1,055 ea.)	<u>3,165</u>
7			8,541



Qty	Model #	Description	COM List
1	3202	Mid-Back Love Seat	1,707
1	PR2V-HR2	Love Seat Privacy Panel with Headrest, Veneer	1,354
1	3203	Mid-Back Sofa	2,320
1	PR3V-HR3	Sofa Privacy Panel with Headrest, Veneer	1,963
<u>1</u>	3240-90	90-Degree Corner Table	<u>1,328</u>
5			8,672

TWO-TONE UPHOLSTERY COMBINATIONS:

For fabric, vinyl or leather upholstery combinations, refer to the pricing below:

- When combining **two** COM/COV/COL fabrics, or fabrics with the same grade, add the following (per unit):
 - › \$60 List for lounge chairs, benches and privacy panels
 - › \$100 List for love seats
 - › \$125 List for sofas
- When combining **three or more** COM/COV/COL fabrics, or fabrics with the same grade, add the following (per unit):
 - › \$70 List for lounge chairs, benches and privacy panels
 - › \$110 List for love seats
 - › \$135 List for sofas

- When combining different grades of fabric, price will be based on the highest grade specified.
- Two-tone upholstery examples and yardage requirements for the most common combinations are listed below. Additional combinations available, please contact Customer Service for yardage requirements and pricing.
- Note: Yardage amounts are based on fabric which is plain (i.e. non-directional) and a full 54" wide.
- **Appropriate upholstery code must be included on order.**

INFINIUM

designed by michael bemis

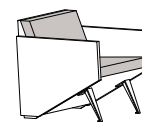
SIN #711-16



Code IF1
Model COM Requirement
 3201 Back and Seat Cushion = 1³/₄ yds.
 Balance of Chair = 2³/₄ yds.



Code IF2
Model COM Requirement
 3201-LA Back and Seat Cushion = 1³/₄ yds.
 3201-RA Balance of Chair = 3¹/₂ yds.



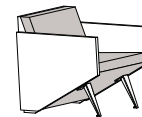
Code IF3
Model COM Requirement
 3201-LR Back and Seat Cushion = 1³/₄ yds.
 Balance of Chair = 4¹/₂ yds.



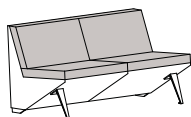
Code IF4
Model COM Requirement
 3201 Back & Seat Cushion/Underside = 2³/₄ yds.
 Balance of Chair = 1¹/₂ yds.



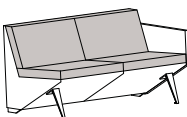
Code IF5
Model COM Requirement
 3201-LA Back & Seat Cushion/Underside = 2³/₄ yds.
 3201-RA Balance of Chair = 2¹/₂ yds.



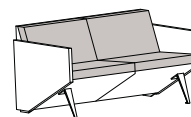
Code IF6
Model COM Requirement
 3201-LR Back & Seat Cushion/Underside = 2³/₄ yds.
 Balance of Chair = 3¹/₂ yds.



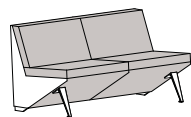
Code IF7
Model COM Requirement
 3202 Back and Seat Cushion = 3¹/₂ yds.
 Balance of Love Seat = 4 yds.



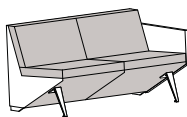
Code IF8
Model COM Requirement
 3202-LA Back and Seat Cushion = 3¹/₂ yds.
 3202-RA Balance of Love Seat = 5 yds.



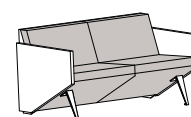
Code IF9
Models COM Requirement
 3202-LR Back and Seat Cushion = 3¹/₂ yds.
 Balance of Love Seat = 6 yds.



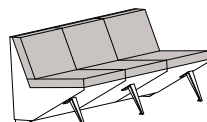
Code IF10
Model COM Requirement
 3202 Back & Seat Cushion/Underside = 5¹/₄ yds.
 Balance of Love Seat = 2¹/₂ yds.



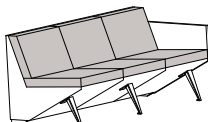
Code IF11
Model COM Requirement
 3202-LA Back & Seat Cushion/Underside = 5¹/₄ yds.
 3202-RA Balance of Love Seat = 3¹/₂ yds.



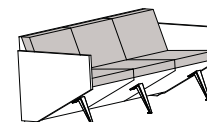
Code IF12
Models COM Requirement
 3202-LR Back & Seat Cushion/Underside = 5¹/₄ yds.
 Balance of Love Seat = 4¹/₂ yds.



Code IF13
Model COM Requirement
 3203 Back and Seat Cushion = 5 yds.
 Balance of Sofa = 5³/₄ yds.



Code IF14
Model COM Requirement
 3203-LA Back and Seat Cushion = 5 yds.
 3203-RA Balance of Sofa = 6³/₄ yds.



Code IF15
Models COM Requirement
 3203-LR Back and Seat Cushion = 5 yds.
 Balance of Sofa = 7¹/₂ yds.

INFINIUM

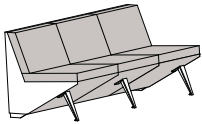
designed by michael bemis

SIN #711-16

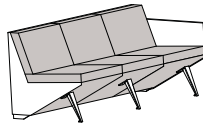
TWO-TONE UPHOLSTERY COMBINATIONS:

For fabric, vinyl or leather upholstery combinations, refer to the pricing below:

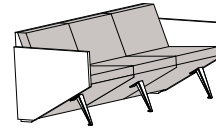
- When combining **two** COM/COV/COL fabrics, or fabrics with the same grade, add the following (per unit):
 - › \$60 List for lounge chairs, benches and privacy panels
 - › \$100 List for love seats
 - › \$125 List for sofas
- When combining **three or more** COM/COV/COL fabrics, or fabrics with the same grade, add the following (per unit):
 - › \$70 List for lounge chairs, benches and privacy panels
 - › \$110 List for love seats
 - › \$135 List for sofas
- When combining different grades of fabric, price will be based on the highest grade specified.
- Two-tone upholstery examples and yardage requirements for the most common combinations are listed below. Additional combinations available, please contact Customer Service for yardage requirements and pricing.
- Note: Yardage amounts are based on fabric which is plain (i.e. non-directional) and a full 54" wide.
- **Appropriate upholstery code must be included on order.**



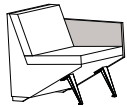
Code IF16
Model COM Requirement
 3203 Back & Seat Cushion/Underside = 5 yds.
 Balance of Sofa = 5³/₄ yds.



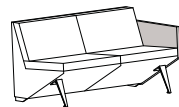
Code IF17
Model COM Requirement
 3203-LA Back & Seat Cushion/Underside = 5 yds.
 3203-RA Balance of Sofa = 6³/₄ yds.



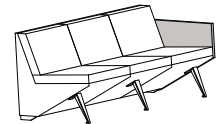
Code IF18
Models COM Requirement
 3203-LR Back & Seat Cushion/Underside = 5 yds.
 Balance of Sofa = 7¹/₂ yds.



Code IF19
Model COM Requirement
 3201-LA Arm Only = 1¹/₄ yds.
 3201-RA Balance of Chair = 4 yds.



Code IF20
Model COM Requirement
 3202-LA Arm Only = 1¹/₄ yds.
 3202-RA Balance of Love Seat = 7¹/₂ yds.



Code IF21
Models COM Requirement
 3203-LA Arm Only = 1¹/₄ yds.
 3203-RA Balance of Sofa = 11 yds.

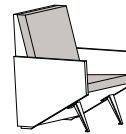
HIGH BACK MODELS



Code IF22
Model COM Requirement
 3206 Back and Seat Cushion = 2 yds.
 Balance of Chair = 2 yds.



Code IF23
Model COM Requirement
 3206-LA Back and Seat Cushion = 2 yds.
 3206-RA Balance of Chair = 3³/₄ yds.



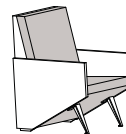
Code IF24
Model COM Requirement
 3206-LR Back and Seat Cushion = 2 yds.
 Balance of Chair = 4¹/₂ yds.



Code IF25
Model COM Requirement
 3206 Back & Seat Cushion/Underside = 3 yds.
 Balance of Chair = 1³/₄ yds.



Code IF26
Model COM Requirement
 3206-LA Back & Seat Cushion/Underside = 3 yds.
 3206-RA Balance of Chair = 2³/₄ yds.



Code IF27
Model COM Requirement
 3206-LR Back & Seat Cushion/Underside = 3 yds.
 Balance of Chair = 3³/₄ yds.

TWO-TONE UPHOLSTERY COMBINATIONS:

For fabric, vinyl or leather upholstery combinations, refer to the pricing below:

- When combining **two** COM/COV/COL fabrics, or fabrics with the same grade, add the following (per unit):
 - › \$60 List for lounge chairs, benches and privacy panels
 - › \$100 List for love seats
 - › \$125 List for sofas
- When combining **three or more** COM/COV/COL fabrics, or fabrics with the same grade, add the following (per unit):
 - › \$70 List for lounge chairs, benches and privacy panels
 - › \$110 List for love seats
 - › \$135 List for sofas
- When combining different grades of fabric, price will be based on the highest grade specified.
- Two-tone upholstery examples and yardage requirements for the most common combinations are listed below. Additional combinations available, please contact Customer Service for yardage requirements and pricing.
- Note: Yardage amounts are based on fabric which is plain (i.e. non-directional) and a full 54" wide.
- **Appropriate upholstery code must be included on order.**

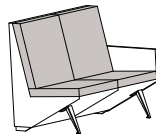
INFINIUM

designed by michael bemis

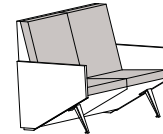
SIN #711-16



Code IF28
Model COM Requirement
 3207 Back and Seat Cushion = 3¹/₂ yds.
 Balance of Love Seat = 5¹/₄ yds.



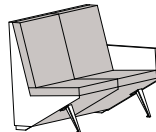
Code IF29
Model COM Requirement
 3207-LA Back and Seat Cushion = 3¹/₂ yds.
 3207-RA Balance of Love Seat = 6 yds.



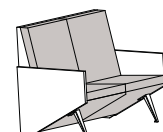
Code IF30
Models COM Requirement
 3207-LR Back and Seat Cushion = 3¹/₂ yds.
 Balance of Love Seat = 6³/₄ yds.



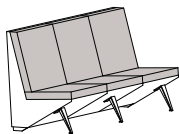
Code IF31
Model COM Requirement
 3207 Back & Seat Cushion/Underside = 5³/₄ yds.
 Balance of Love Seat = 3 yds.



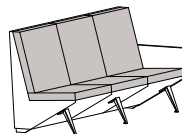
Code IF32
Model COM Requirement
 3207-LA Back & Seat Cushion/Underside = 5³/₄ yds.
 3207-RA Balance of Love Seat = 4 yds.



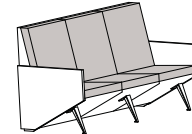
Code IF33
Models COM Requirement
 3207-LR Back & Seat Cushion/Underside = 5³/₄ yds.
 Balance of Love Seat = 4³/₄ yds.



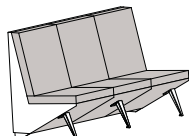
Code IF34
Model COM Requirement
 3208 Back and Seat Cushion = 5¹/₂ yds.
 Balance of Sofa = 7¹/₂ yds.



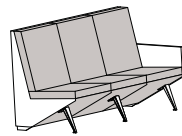
Code IF35
Model COM Requirement
 3208-LA Back and Seat Cushion = 5¹/₂ yds.
 3208-RA Balance of Sofa = 8¹/₄ yds.



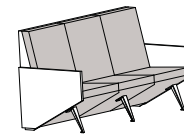
Code IF36
Models COM Requirement
 3208-LR Back and Seat Cushion = 5¹/₂ yds.
 Balance of Sofa = 9 yds.



Code IF37
Model COM Requirement
 3208 Back & Seat Cushion/Underside = 8¹/₂ yds.
 Balance of Sofa = 4¹/₄ yds.



Code IF38
Model COM Requirement
 3208-LA Back & Seat Cushion/Underside = 8¹/₂ yds.
 3208-RA Balance of Sofa = 5 yds.



Code IF39
Models COM Requirement
 3208-LR Back & Seat Cushion/Underside = 8¹/₂ yds.
 Balance of Sofa = 5³/₄ yds.

INFINIUM

designed by michael bemis

TWO-TONE UPHOLSTERY COMBINATIONS:

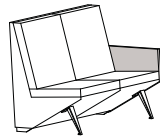
For fabric, vinyl or leather upholstery combinations, refer to the pricing below:

- When combining **two** COM/COV/COL fabrics, or fabrics with the same grade, add the following (per unit):
 - › \$60 List for lounge chairs, benches and privacy panels
 - › \$100 List for love seats
 - › \$125 List for sofas
- When combining **three or more** COM/COV/COL fabrics, or fabrics with the same grade, add the following (per unit):
 - › \$70 List for lounge chairs, benches and privacy panels
 - › \$110 List for love seats
 - › \$135 List for sofas
- When combining different grades of fabric, price will be based on the highest grade specified.
- Two-tone upholstery examples and yardage requirements for the most common combinations are listed below. Additional combinations available, please contact Customer Service for yardage requirements and pricing.
- Note: Yardage amounts are based on fabric which is plain (i.e. non-directional) and a full 54" wide.
- **Appropriate upholstery code must be included on order.**

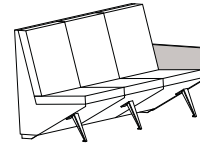
SIN #711-16



Code IF40
Model COM Requirement
 3206-LA Arm Only = 1¹/₄ yds.
 3206-RA Balance of Chair = 4 yds.



Code IF41
Model COM Requirement
 3207-LA Arm Only = 1¹/₄ yds.
 3207-RA Balance of Love Seat = 7¹/₂ yds.



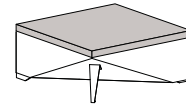
Code IF42
Models COM Requirement
 3208-LA Arm Only = 1¹/₄ yds.
 3208-RA Balance of Sofa = 11 yds.



Code IF43
Model COM Requirement
 3220-18-U Seat Cushion = 1 yd.
 Balance of Bench = 1¹/₂ yds.



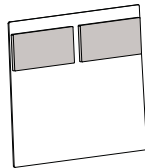
Code IF44
Model COM Requirement
 3220-20L-U Seat Cushion = 1 yd.
 3220-20R-U Balance of Bench = 1¹/₂ yds.



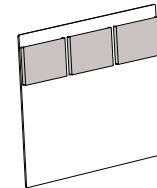
Code IF45
Model COM Requirement
 3220-3636-U Seat Cushion = 1¹/₂ yds.
 Balance of Bench = 3 yds.



Code IF46
Model COM Requirement
 PR1U-HR1 Headrest = 3/4 yd.
 Panel = 2³/₄ yds.



Code IF47
Model COM Requirement
 PR2U-HR2 Headrests = 1¹/₄ yds.
 Panel = 5¹/₂ yds.



Code IF48
Model COM Requirement
 PR3U-HR3 Headrests = 1¹/₂ yds.
 Panel = 8¹/₄ yds.